



Entry 1 School Information

Created: 06/15/2017 • Last updated: 07/31/2017

Please be advised that you will need to complete this cover page (including signatures) before all of the other tasks assigned to you by your authorizer are visible on your task page. While completing this task, please ensure that you select the correct authorizer (**as of June 30, 2017**) or you may not be assigned the correct tasks.

a. SCHOOL NAME AND BEDS# NEW YORK CITY CS OF THE ARTS (SUNY Trustees)

(Select name from the drop down menu)

b. CHARTER AUTHORIZER SUNY-Authorized Charter School

(For technical reasons, please re-select authorizer name from the drop down menu).

c. DISTRICT / CSD OF LOCATION NYC CSD 2

d1. SCHOOL INFORMATION

	PRIMARY ADDRESS	PHONE NUMBER	FAX NUMBER	EMAIL ADDRESS
	25 Pine St, New York, NY 10005	[REDACTED]	[REDACTED]	[REDACTED]

d2. PHONE CONTACT NUMBER FOR AFTER HOURS EMERGENCIES

Contact Name	Jamie Davidson
Title	Principal
Emergency Phone Number (###-###-####)	[REDACTED]

e. SCHOOL WEB ADDRESS (URL) <http://www.cityschoolofthearts.org>

f. DATE OF INITIAL CHARTER 01/2016

g. DATE FIRST OPENED FOR INSTRUCTION 08/2016

i. TOTAL ENROLLMENT ON JUNE 30, 2017 99

j. GRADES SERVED IN SCHOOL YEAR 2016-17

Check all that apply

Grades Served	6
---------------	---

k1. DOES THE SCHOOL CONTRACT WITH A CHARTER OR EDUCATIONAL MANAGEMENT ORGANIZATION? No


I1. FACILITIES

Does the school maintain or operate multiple sites?

No, just one site.

I2. SCHOOL SITES

Please list the sites where the school will operate for the upcoming school year.

	Physical Address	Phone Number	District/CSD	Grades Served at Site	School at Full Capacity at Site	Facilities Agreement
Site 1 (same as primary site)	440 W 53rd St, New York, NY 10019		CSD 2	6-7	No	Rent/Lease
Site 2						
Site 3						

I2a. Please provide the contact information for Site 1.

	Name	Work Phone	Alternate Phone	Email Address
School Leader	Jamie Davidson			
Operational Leader	Melissa Andrews			
Compliance Contact	Melissa Andrews			
Complaint Contact	Jamie Davidson			

m1. Is the school or are the school sites co-located? Yes

m2. Please list the terms of your current co-location.

	Date school will leave current co-location	Is school working with NYCDOE to expand into current space?	If so, list year expansion will occur.	Is school working with NYCDOE to move to separate space?	If so, list the proposed space and year planned for move	School at Full Capacity at Site
Site 1 (primary site)	N/A	No		No	The school is currently in a private facility. They will be co-located at PS 111 for one year and then will move into another private facility in year three.	No
Site 2						
Site 3						

n1. Were there any revisions to the school's charter during the 2016-17 school year? (Please include approved or pending material and non-material charter revisions).

No

o. Name and Position of Individual(s) Who Completed the 2016-17 Annual Report.

Jamie Davidson, Principal

p. Our signatures below attest that all of the information contained herein is truthful and accurate and that this charter school is in compliance with all aspects of its charter, and with all pertinent Federal, State, and local laws, regulations, and rules. We understand that if any information in any part of this report is found to have been deliberately misrepresented, that will constitute grounds for the revocation of our charter. Check **YES if you agree and then use the mouse on your PC or the stylist on your mobile device to sign your name).**

Yes

Signature, Head of Charter School

Two handwritten signatures in black ink. The first signature is on the left and the second is on the right. Both are cursive and appear to be the same person's name.

Signature, President of the Board of Trustees

Two handwritten signatures in black ink. The first signature is on the left and the second is on the right. Both are cursive and appear to be the same person's name.

Date

2017/06/15

Thank you.



Entry 2 NYS School Report Card Link

Created: 07/05/2017 • Last updated: 07/21/2017

1. NEW YORK STATE REPORT CARD

URL is not available

Provide a direct URL or web link to the most recent New York State School Report Card for the charter school (See <https://reportcards.nysed.gov/>).

(Charter schools completing year one will not yet have a School Report Card or link to one. Please type "URL is not available" in the space provided).



Entry 4 Expenditures per Child

Created: 07/05/2017 • Last updated: 07/25/2017

Financial Information

This information is required of ALL charter schools. Provide the following measures of fiscal performance of the charter school in Appendix B (Total Expenditures and Administrative Expenditures Per Child):

1. Total Expenditures Per Child

To calculate '**Total Expenditures per Child**' take total expenditures (from the unaudited 2016-17 Schedule of Functional Expenses) and divide by the year end FTE student enrollment. (Integers Only. No dollar signs or commas).

Note: The information on the Schedule of Functional Expenses on pages 41-43 of the Audit Guide can help schools locate the amounts to use in the two per pupil calculations: <http://www.p12.nysed.gov/psc/AuditGuide.html>

Line 1: Total Expenditures	2550913
Line 2: Year End FTE student enrollment	99
Line 3: Divide Line 1 by Line 2	25766

2. Administrative Expenditures per Child

To calculate **'Administrative Expenditures per Child'** To calculate "Administrative Expenditures per Child" first *add* together the following:

1. Take the relevant portion from the 'personnel services cost' row and the 'management and general' column (from the unaudited 2016-17 Schedule of Functional Expenses)
2. Any contracted administrative/management fee paid to other organizations or corporations
3. Take the total from above and divide it by the year-end FTE enrollment. The relevant portion that must be included in this calculation is defined as follows:

Administrative Expenditures: Administration and management of the charter school includes the activities and personnel of the offices of the chief school officer, the finance or business offices, school operations personnel, data management and reporting, human resources, technology, etc. It also includes those administrative and management services provided by other organizations or corporations on behalf of the charter school for which the charter school pays a fee or other compensation. Do not include the FTE of personnel whose role is to directly support the instructional program.

Notes:

The information on the Schedule of Functional Expenses on pages 41-43 of the Audit Guide can help schools locate the amounts to use in the two per pupil calculations:

<http://www.p12.nysed.gov/psc/AuditGuide.html>.

Employee benefit costs or expenditures should not be reported in the above calculations.

Line 1: Relevant Personnel Services Cost (Row)	176134
Line 2: Management and General Cost (Column)	250011
Line 3: Sum of Line 1 and Line 2	426145
Line 5: Divide Line 3 by the Year End FTE student enrollment	4304

Thank you.



**GENERAL INSTRUCTIONS FOR
ANNUAL BUDGET/QUARTERLY REPORT**

TEMPLATE TABS

1- GRAY tab contains the Instructions




Instructions	Provides description of tabs and input requirements.
Funding by District	Charter School Tuition Rates

2- BLUE tabs require input of information

1.) Name of School	>Select school name from list. >Enter contact information.
2.) Enrollment	Enter enrollment information for Annual Budget (& Revisions) and Quarterly Actuals. Includes: >Enrollment by Grade >Enrollment by District
3.) Staffing Plan	Enter staffing plan information for Annual Budget (& Revisions) and Quarterly Actuals. Includes: >Full Time Equivalent (FTE), by Position Category, By Quarter
4.) Yearly Budget	Enter Yearly Budget information. Includes: >"Pior Year" column may be completed based upon preliminary data, and adjusted with Annual Audited data when the Quarter 2 Actuals are being submitted. (Note: Quarterly Revenue allocation may be set) >Budgeted Enrollment data and Per Pupil Revenue for the current year are populated based upon input on tab "2.) Enrollment." >Budgeted FTE for current year is populated based upon input on tab "3.) Staffing Plan." >All other sources of revenue >All expenses >Budget Revisions, as necessary and <i>approved</i> by the school's Board of Directors, should be submitted when submitting Quarterly Actuals
5.) Balance Sheet	Enter Balance Sheet information for EdCorps. Separate schools merged into a primary EdCorp should NOT use this tab. >"Pior Year" column may be completed based upon preliminary data, and adjusted with Annual Audited data when the Quarter 2 Actuals are being submitted.

6.) Quarterly Report	Enter Actual Quarterly Report information . Includes: >Actual Enrollment data and Per Pupil Revenue for the current year are populated based upon input on tab "2.) Enrollment." >Actual FTE for current year is populated based upon input on tab "3.) Staffing Plan." >All other sources of revenue >All expenses
7.) Annual Report Requirement	Complete when submitting Actual Quarter 4.

CELL COLORS & GUIDANCE COMMENTS

-  = Enter information into the light BLUE shaded cells.
-  = Cells labeled in ORANGE containe guidance regarding the input of information.
-  = Cells containing RED triangles in the upper right corner contain "guidance comments" on that particular line item. Please "mouse-over" the triangle to reveal each comment.

Charter Funding Alphabetical By NYS School District
*** (Sum of Charter School Basic Tuition and Supplemental Basic Tuition)**



ANNUAL BUDGET & QUARTERLY REPORT TEMPLATE

New York City Charter School of the Arts

SCHOOL

Name:	New York City Charter School of the Arts
--------------	--

CONTACT INFORMATION

Contact Name:	Jamie Davidson
Contact Title:	Principal
Contact Email:	[REDACTED]
Contact Phone:	[REDACTED]

REPORT PERIOD

Current Academic Year:	2017-18
Prior Academic Year:	2016-17

QUARTER 4	
Original Budgeted Enrollment	<i>Revised</i> Budgeted Enrollment

ACTUAL ENROLLMENT BY QUARTER			
QUARTER 1	QUARTER 2	QUARTER 3	QUARTER 4
Actual Enrollment	Actual Enrollment	Actual Enrollment	Actual Enrollment

PLAN - FULL TIME EQUIVALENT

STAFFING PLAN - FULL TIME EQUIVALENT ("FTE")

***NOTE:** Enter the number of FTE positions in the "blue" cells.

***NOTE:** If there are NO budget revisions at the time of quarterly submittal leave the 'REVISED' Column(s) COMPLETELY BLANK.

ADMINISTRATIVE PERSONNEL FTE	ADMINISTRATIVE PERSONNEL FTE
Executive Management	Executive Management
Instructional Management	Instructional Management
Deans, Directors & Coordinators	Deans, Directors & Coordinators
CFO / Director of Finance	CFO / Director of Finance
Operation / Business Manager	Operation / Business Manager
Administrative Staff	Administrative Staff
TOTAL ADMINISTRATIVE STAFF	TOTAL ADMINISTRATIVE STAFF

PRIOR YEAR
2016-17
ACTUAL
1.0
2.0
1.0
2.0
6.0

ANNUAL BUDGETED FTE							
Q1		Q2		Q3		Q4	
Original	Revised	Original	Revised	Original	Revised	Original	Revised
1.0		1.0		1.0		1.0	
1.0		1.0		1.0		1.0	
4.0		4.0		4.0		4.0	
1.0		1.0		1.0		1.0	
2.0		2.0		2.0		2.0	
9.0	0.0	9.0	0.0	9.0	0.0	9.0	0.0

INSTRUCTIONAL PERSONNEL FTE	INSTRUCTIONAL PERSONNEL FTE
Teachers - Regular	Teachers - Regular
Teachers - SPED	Teachers - SPED
Substitute Teachers	Substitute Teachers
Teaching Assistants	Teaching Assistants
Specialty Teachers	Specialty Teachers
Aides	Aides
Therapists & Counselors	Therapists & Counselors
Other	Other
TOTAL INSTRUCTIONAL	TOTAL INSTRUCTIONAL

PRIOR YEAR
2016-17
ACTUAL
4.0
2.0
1.0
1.0
1.0
9.0

ANNUAL BUDGETED FTE							
Q1		Q2		Q3		Q4	
Original	Revised	Original	Revised	Original	Revised	Original	Revised
7.0		7.0		7.0		7.0	
2.0		2.0		2.0		2.0	
3.0		3.0		3.0		3.0	
1.0		1.0		1.0		1.0	
13.0	0.0	13.0	0.0	13.0	0.0	13.0	0.0

NON-INSTRUCTIONAL PERSONNEL FTE	NON-INSTRUCTIONAL PERSONNEL FTE
Nurse	Nurse
Librarian	Librarian
Custodian	Custodian
Security	Security
Other	Other
TOTAL NON-INSTRUCTIONAL	TOTAL NON-INSTRUCTIONAL

PRIOR YEAR
2016-17
ACTUAL
0.0

ANNUAL BUDGETED FTE							
Q1		Q2		Q3		Q4	
Original	Revised	Original	Revised	Original	Revised	Original	Revised
1.0		1.0		1.0		1.0	
1.0	0.0	1.0	0.0	1.0	0.0	1.0	0.0

TOTAL PERSONNEL SERVICE FTE	TOTAL PERSONNEL SERVICE FTE
------------------------------------	------------------------------------

15.0

23.0	0.0	23.0	0.0	23.0	0.0	23.0	0.0
------	-----	------	-----	------	-----	------	-----

**ORK CITY CHARTER SCHOOL OF
2017-18**

PLAN - FULL TIME EQUIVALENT

**NOTE: Enter the number of FTE positions in the "blue" cells.*

ld be input.

**NOTE: State the assumptions that are being made for personnel FTE levels.*

ADMINISTRATIVE PERSONNEL FTE	Q4 Actual
Executive Management	
Instructional Management	
Deans, Directors & Coordinators	
CFO / Director of Finance	
Operation / Business Manager	
Administrative Staff	
TOTAL ADMINISTRATIVE STAFF	0.0

Description of Assumptions

INSTRUCTIONAL PERSONNEL FTE	Q4 Actual
Teachers - Regular	
Teachers - SPED	
Substitute Teachers	
Teaching Assistants	
Specialty Teachers	
Aides	
Therapists & Counselors	
Other	
TOTAL INSTRUCTIONAL	0.0

Description of Assumptions

NON-INSTRUCTIONAL PERSONNEL FTE	Q4 Actual
Nurse	
Librarian	
Custodian	
Security	
Other	
TOTAL NON-INSTRUCTIONAL	0.0

Description of Assumptions

TOTAL PERSONNEL SERVICE FTE	0.0
------------------------------------	-----

--

NEW YORK CITY CHARTER SCHOOL OF THE ARTS
Budget / Operating Plan
2017-18

Total Revenue	-	709,824	-	-	738,033	-	-	738,033
Total Expenses	-	768,301	-	-	760,021	-	-	764,902
Net Income	-	(58,477)	-	-	(21,988)	-	-	(26,869)
Actual Student Enrollment	99	175	-	-	175	-	-	175

	Prior Year Actual 2016-17 Revenue Per Pupil	1st Quarter - 7/1 - 9/30			2nd Quarter - 10/1 - 12/31			3rd Quarter - 1/1 - 3/31 Original Budget
		Original Budget	Revised Budget	Variance	Original Budget	Revised Budget	Variance	

REVENUE

REVENUES FROM STATE SOURCES

2017-18
Per Pupil Rate

PPR %/Qtr->	*NOTE: If there are NO budget revisions at the time of quarterly submittal leave If budget revisions ARE made, the entire "REVISED" budget columns for the affected quarter will be zeroed out.							
	25.0%	25.0%			25.0%	25.0%		25.0%
Allocate Per Pupil Revenue by Quarter								
NYC CHANCELLOR'S OFFICE	14,527	635,556	-	-	635,556	-	-	635,556
-	-	-	-	-	-	-	-	-
-	-	-	-	-	-	-	-	-
-	-	-	-	-	-	-	-	-
-	-	-	-	-	-	-	-	-
-	-	-	-	-	-	-	-	-
-	-	-	-	-	-	-	-	-
-	-	-	-	-	-	-	-	-
-	-	-	-	-	-	-	-	-
-	-	-	-	-	-	-	-	-
-	-	-	-	-	-	-	-	-
-	-	-	-	-	-	-	-	-
-	-	-	-	-	-	-	-	-
-	-	-	-	-	-	-	-	-
-	-	-	-	-	-	-	-	-
-	-	-	-	-	-	-	-	-
-	-	-	-	-	-	-	-	-
-	-	-	-	-	-	-	-	-
-	-	-	-	-	-	-	-	-
ALL OTHER School Districts: (Weighted Avg)	-	-	-	-	-	-	-	-
TOTAL Per Pupil Revenue (Weighted Average Per Pupil Funding)	14,527	-	635,556	-	635,556	-	-	635,556
Special Education Revenue		67,429		-	67,429		-	67,429
Grants								
Stimulus				-			-	
DYCD (Department of Youth and Community Development)				-			-	
Other				-			-	
NYC DoE Rental Assistance								
Other		135		-	406		-	406
TOTAL REVENUE FROM STATE SOURCES	-	703,121	-	-	703,391	-	-	703,391

REVENUE FROM FEDERAL FUNDING

IDEA Special Needs				-			-	
Title I		2,363		-	7,088		-	7,088
Title Funding - Other		467		-	1,402		-	1,402
School Food Service (Free Lunch)		3,874		-	11,622		-	11,622
Grants								

NEW YORK CITY CHARTER SCHOOL OF THE ARTS
Budget / Operating Plan
2017-18

		709,824	-	-	738,033	-	-	738,033
Total Revenue	-	709,824	-	-	738,033	-	-	738,033
Total Expenses	-	768,301	-	-	760,021	-	-	764,902
Net Income	-	(58,477)	-	-	(21,988)	-	-	(26,869)
Actual Student Enrollment	99	175	-	-	175	-	-	175
	Prior Year Actual	1st Quarter - 7/1 - 9/30			2nd Quarter - 10/1 - 12/31			3rd Q
	2016-17	Original	Revised		Original	Revised		Original
	Revenue Per	Budget	Budget	Variance	Budget	Budget	Variance	Budget
	Pupil							
Charter School Program (CSP) Planning & Implementation				-			-	
Other				-			-	
Other				-			-	
TOTAL REVENUE FROM FEDERAL SOURCES	-	6,704	-	-	20,111	-	-	20,111
LOCAL and OTHER REVENUE								
Contributions and Donations				-			-	
Fundraising				-			-	
Erate Reimbursement				-			-	
Earnings on Investments				-			-	
Interest Income				-			-	
Food Service (Income from meals)				-	14,531		-	14,531
Text Book				-			-	
OTHER				-			-	
TOTAL REVENUE FROM LOCAL and OTHER SOURCES	-	-	-	-	14,531	-	-	14,531
TOTAL REVENUE	-	709,824	-	-	738,033	-	-	738,033

NEW YORK CITY CHARTER SCHOOL OF THE ARTS
Budget / Operating Plan
2017-18

Total Revenue	-	709,824	-	-	738,033	-	-	738,033
Total Expenses	-	768,301	-	-	760,021	-	-	764,902
Net Income	-	(58,477)	-	-	(21,988)	-	-	(26,869)
Actual Student Enrollment	99	175	-	-	175	-	-	175
	Prior Year Actual	1st Quarter - 7/1 - 9/30			2nd Quarter - 10/1 - 12/31			3rd Quarter
	2016-17	Original	Revised	Variance	Original	Revised	Variance	Original
	Revenue Per Pupil	Budget	Budget		Budget	Budget		Budget

EXPENSES

ADMINISTRATIVE STAFF PERSONNEL COSTS

Avg. No. of Positions

Executive Management	1.00	31,250		-	31,250		-	31,250
Instructional Management	1.00	21,500		-	21,500		-	21,500
Deans, Directors & Coordinators	4.00	100,000		-	100,000		-	100,000
CFO / Director of Finance	-			-			-	
Operation / Business Manager	1.00	20,000		-	20,000		-	20,000
Administrative Staff	2.00	30,000		-	30,000		-	30,000
TOTAL ADMINISTRATIVE STAFF	9.00	202,750	-	-	202,750	-	-	202,750

INSTRUCTIONAL PERSONNEL COSTS

Teachers - Regular	7.00	103,854		-	155,781		-	155,781
Teachers - SPED	2.00	28,627		-	42,940		-	42,940
Substitute Teachers	-			-			-	
Teaching Assistants	-			-			-	
Specialty Teachers	3.00	17,000		-	51,000		-	51,000
Aides	-			-			-	
Therapists & Counselors	1.00	14,554		-	21,831		-	21,831
Other	-			-			-	
TOTAL INSTRUCTIONAL	13.00	164,035	-	-	271,552	-	-	271,552

NON-INSTRUCTIONAL PERSONNEL COSTS

Nurse	-			-			-	
Librarian	-			-			-	
Custodian	-			-			-	
Security	-			-			-	
Other	1.00	1,800		-	5,400		-	5,400
TOTAL NON-INSTRUCTIONAL	1.00	1,800	-	-	5,400	-	-	5,400

SUBTOTAL PERSONNEL SERVICE COSTS

	23.00	368,585	-	-	479,702	-	-	479,702
PAYROLL TAXES AND BENEFITS								
Payroll Taxes		34,572		-	34,572		-	34,572
Fringe / Employee Benefits		44,804		-	48,257		-	49,007

NEW YORK CITY CHARTER SCHOOL OF THE ARTS
Budget / Operating Plan
2017-18

	NEW YORK CITY CHARTER SCHOOL OF THE ARTS Budget / Operating Plan 2017-18							
	-	709,824	-	-	738,033	-	-	738,033
	-	768,301	-	-	760,021	-	-	764,902
Net Income	-	(58,477)	-	-	(21,988)	-	-	(26,869)
Actual Student Enrollment	99	175	-	-	175	-	-	175
	Prior Year Actual 2016-17 Revenue Per Pupil	1st Quarter - 7/1 - 9/30			2nd Quarter - 10/1 - 12/31			3rd Q
		Original Budget	Revised Budget	Variance	Original Budget	Revised Budget	Variance	Original Budget
Retirement / Pension				-			-	
TOTAL PAYROLL TAXES AND BENEFITS	-	79,376	-	-	82,829	-	-	83,579
TOTAL PERSONNEL SERVICE COSTS	23.00	447,961	-	-	562,531	-	-	563,282
CONTRACTED SERVICES				-			-	
Accounting / Audit				-			-	
Legal		3,750		-	3,750		-	3,750
Management Company Fee				-			-	
Nurse Services				-			-	
Food Service / School Lunch				-			-	
Payroll Services		7,560		-	7,560		-	7,560
Special Ed Services		1,875		-	1,875		-	1,875
Titlement Services (i.e. Title I)		8,500		-			-	
Other Purchased / Professional / Consulting		46,525		-	41,525		-	44,156
TOTAL CONTRACTED SERVICES	-	68,210	-	-	54,710	-	-	57,341

NEW YORK CITY CHARTER SCHOOL OF THE ARTS
Budget / Operating Plan
2017-18

Total Revenue	-	709,824	-	-	738,033	-	-	738,033
Total Expenses	-	768,301	-	-	760,021	-	-	764,902
Net Income	-	(58,477)	-	-	(21,988)	-	-	(26,869)
Actual Student Enrollment	99	175	-	-	175	-	-	175

	Prior Year Actual	1st Quarter - 7/1 - 9/30			2nd Quarter - 10/1 - 12/31			3rd Quarter
	2016-17 Revenue Per Pupil	Original Budget	Revised Budget	Variance	Original Budget	Revised Budget	Variance	Original Budget

SCHOOL OPERATIONS

Board Expenses		250		-	250		-	250
Classroom / Teaching Supplies & Materials		11,214		-	10,095		-	10,095
Special Ed Supplies & Materials		545		-	818		-	818
Textbooks / Workbooks				-			-	
Supplies & Materials other		4,273		-	7,909		-	7,909
Equipment / Furniture		5,000		-	5,000		-	5,000
Telephone		1,490		-	1,490		-	1,490
Technology		64,728		-	13,943		-	13,943
Student Testing & Assessment		10,000		-	10,000		-	10,000
Field Trips		800		-	9,067		-	9,067
Transportation (student)				-	2,000		-	3,000
Student Services - other		1,500		-			-	500
Office Expense		10,625		-	10,625		-	10,625
Staff Development		5,909		-	8,864		-	8,864
Staff Recruitment		17,709		-	1,364		-	1,364
Student Recruitment / Marketing		3,750		-	3,750		-	3,750
School Meals / Lunch		9,842		-	29,527		-	29,527
Travel (Staff)		125		-	125		-	125
Fundraising		250		-	750		-	750
Other		625		-	625		-	625
TOTAL SCHOOL OPERATIONS	-	148,635	-	-	116,201	-	-	117,701

FACILITY OPERATION & MAINTENANCE

Insurance		6,750		-	6,750		-	6,750
Janitorial				-			-	
Building and Land Rent / Lease / Facility Finance Interest		37,083.00		-			-	
Repairs & Maintenance		38,271		-	1,500		-	1,500
Equipment / Furniture				-			-	
Security				-			-	
Utilities		3,063		-			-	
TOTAL FACILITY OPERATION & MAINTENANCE	-	85,167	-	-	8,250	-	-	8,250

DEPRECIATION & AMORTIZATION

		18,328		-	18,328		-	18,328
--	--	--------	--	---	--------	--	---	--------

RESERVES / CONTINGENCY

				-			-	
--	--	--	--	---	--	--	---	--

NEW YORK CITY CHARTER SCHOOL OF THE ARTS
Budget / Operating Plan
2017-18

Total Revenue	-	709,824	-	-	738,033	-	-	738,033
Total Expenses	-	768,301	-	-	760,021	-	-	764,902
Net Income	-	(58,477)	-	-	(21,988)	-	-	(26,869)
Actual Student Enrollment	99	175	-	-	175	-	-	175
	Prior Year Actual	1st Quarter - 7/1 - 9/30			2nd Quarter - 10/1 - 12/31			3rd Quarter
	2016-17	Original	Revised		Original	Revised		Original
	Revenue Per	Budget	Budget	Variance	Budget	Budget	Variance	Budget
	Pupil							
TOTAL EXPENSES	-	<u>768,301</u>	-	-	<u>760,021</u>	-	-	<u>764,902</u>
NET INCOME	-	<u>(58,477)</u>	-	-	<u>(21,988)</u>	-	-	<u>(26,869)</u>

	NEW YORK CITY CHARTER SCHOOL OF THE ARTS Budget / Operating Plan 2017-18							
Total Revenue	-	709,824	-	-	738,033	-	-	738,033
Total Expenses	-	768,301	-	-	760,021	-	-	764,902
Net Income	-	(58,477)	-	-	(21,988)	-	-	(26,869)
Actual Student Enrollment	99	175	-	-	175	-	-	175
	Prior Year Actual	1st Quarter - 7/1 - 9/30			2nd Quarter - 10/1 - 12/31			3rd Q
	2016-17 Revenue Per Pupil	Original Budget	Revised Budget	Variance	Original Budget	Revised Budget	Variance	Original Budget
ENROLLMENT - *School Districts Are Linked To Above Entries*								
Number of Districts:	1	1	-	-	1	-	-	1
NYC CHANCELLOR'S OFFICE	99	175	-	-	175	-	-	175
-	-	-	-	-	-	-	-	-
-	-	-	-	-	-	-	-	-
-	-	-	-	-	-	-	-	-
-	-	-	-	-	-	-	-	-
-	-	-	-	-	-	-	-	-
-	-	-	-	-	-	-	-	-
-	-	-	-	-	-	-	-	-
-	-	-	-	-	-	-	-	-
-	-	-	-	-	-	-	-	-
-	-	-	-	-	-	-	-	-
-	-	-	-	-	-	-	-	-
-	-	-	-	-	-	-	-	-
-	-	-	-	-	-	-	-	-
-	-	-	-	-	-	-	-	-
-	-	-	-	-	-	-	-	-
-	-	-	-	-	-	-	-	-
-	-	-	-	-	-	-	-	-
ALL OTHER School Districts: (Weighted Avg)	-	-	-	-	-	-	-	-
TOTAL ENROLLMENT	99	175	-	-	175	-	-	175
REVENUE PER PUPIL	-	4,056	-	-	4,217	-	-	4,217
EXPENSES PER PUPIL	-	4,390	-	-	4,343	-	-	4,371

Total Revenue		-	-	945,200	-	-
Total Expenses		-	-	834,279	-	-
Net Income		-	-	110,922	-	-
Actual Student Enrollment		-	-	175	-	-
		Quarter - 1/1 - 3/31			4th Quarter - 4/1 - 6/30	
		Revised Budget	Variance	Original Budget	Revised Budget	Variance
REVENUE		Please the 'REVISED' Column(s) COMPLETELY BLANK. Selected quarter(s) must be completed on tabs 2, 3 and 4.				
REVENUES FROM STATE SOURCES						
Per Pupil Revenue	2017-18 Per Pupil Rate	25.0%		25.0%		25.0%
NYC CHANCELLOR'S OFFICE	14,527	-	-	635,556	-	-
-	-	-	-	-	-	-
-	-	-	-	-	-	-
-	-	-	-	-	-	-
-	-	-	-	-	-	-
-	-	-	-	-	-	-
-	-	-	-	-	-	-
-	-	-	-	-	-	-
-	-	-	-	-	-	-
-	-	-	-	-	-	-
-	-	-	-	-	-	-
-	-	-	-	-	-	-
-	-	-	-	-	-	-
-	-	-	-	-	-	-
-	-	-	-	-	-	-
-	-	-	-	-	-	-
ALL OTHER School Districts: (Weighted Avg)	-	-	-	-	-	-
TOTAL Per Pupil Revenue (Weighted Average Per Pupil Funding)	14,527	-	-	635,556	-	-
Special Education Revenue				67,429		
Grants						
Stimulus						
DYCD (Department of Youth and Community Development)						
Other				52,500		
NYC DoE Rental Assistance						
Other				406		
TOTAL REVENUE FROM STATE SOURCES		-	-	755,891	-	-
REVENUE FROM FEDERAL FUNDING						
IDEA Special Needs				13,657		
Title I				7,088		
Title Funding - Other				1,402		
School Food Service (Free Lunch)				11,622		
Grants						

Total Revenue	-	-	945,200	-	-
Total Expenses	-	-	834,279	-	-
Net Income	-	-	110,922	-	-
Actual Student Enrollment	-	-	175	-	-
	Quarter - 1/1 - 3/31		4th Quarter - 4/1 - 6/30		
	Revised Budget	Variance	Original Budget	Revised Budget	Variance
Charter School Program (CSP) Planning & Implementation		-			-
Other		-			-
Other		=			=
TOTAL REVENUE FROM FEDERAL SOURCES	-	-	33,768	-	-
LOCAL and OTHER REVENUE					
Contributions and Donations		-	100,000		-
Fundraising		-			-
Erate Reimbursement		-	26,310		-
Earnings on Investments		-			-
Interest Income		-			-
Food Service (Income from meals)		-	14,531		-
Text Book		-	14,700		-
OTHER		=			=
TOTAL REVENUE FROM LOCAL and OTHER SOURCES	-	-	155,541	-	-
TOTAL REVENUE	=	=	945,200	=	=

Total Revenue		-	-	945,200	-	-
Total Expenses		-	-	834,279	-	-
Net Income		-	-	110,922	-	-
Actual Student Enrollment		-	-	175	-	-
		Quarter - 1/1 - 3/31		4th Quarter - 4/1 - 6/30		
		Revised		Original	Revised	
		Budget	Variance	Budget	Budget	Variance
EXPENSES						
ADMINISTRATIVE STAFF PERSONNEL COSTS		Avg. No. of Positions				
Executive Management	1.00		-	31,250		-
Instructional Management	1.00		-	21,500		-
Deans, Directors & Coordinators	4.00		-	100,000		-
CFO / Director of Finance	-		-			-
Operation / Business Manager	1.00		-	20,000		-
Administrative Staff	2.00		-	30,000		-
TOTAL ADMINISTRATIVE STAFF	9.00	-	-	202,750	-	-
INSTRUCTIONAL PERSONNEL COSTS						
Teachers - Regular	7.00		-	155,781		-
Teachers - SPED	2.00		-	42,940		-
Substitute Teachers	-		-			-
Teaching Assistants	-		-			-
Specialty Teachers	3.00		-	51,000		-
Aides	-		-			-
Therapists & Counselors	1.00		-	21,831		-
Other	-		-			-
TOTAL INSTRUCTIONAL	13.00	-	-	271,552	-	-
NON-INSTRUCTIONAL PERSONNEL COSTS						
Nurse	-		-			-
Librarian	-		-			-
Custodian	-		-			-
Security	-		-			-
Other	1.00		-	5,400		-
TOTAL NON-INSTRUCTIONAL	1.00	-	-	5,400	-	-
SUBTOTAL PERSONNEL SERVICE COSTS		-	-	479,702	-	-
PAYROLL TAXES AND BENEFITS						
Payroll Taxes			-	34,572		-
Fringe / Employee Benefits			-	48,257		-

Total Revenue		-	-	945,200	-	-
Total Expenses		-	-	834,279	-	-
Net Income		-	-	110,922	-	-
Actual Student Enrollment		-	-	175	-	-
		Quarter - 1/1 - 3/31			4th Quarter - 4/1 - 6/30	
		Revised Budget	Variance	Original Budget	Revised Budget	Variance
Retirement / Pension			-	<u>18,558</u>		-
TOTAL PAYROLL TAXES AND BENEFITS		-	-	101,387	-	-
TOTAL PERSONNEL SERVICE COSTS						
	23.00	-	-	581,089	-	-
CONTRACTED SERVICES						
Accounting / Audit			-	25,000		-
Legal			-	3,750		-
Management Company Fee			-			-
Nurse Services			-			-
Food Service / School Lunch			-			-
Payroll Services			-	7,560		-
Special Ed Services			-	1,875		-
Titlement Services (i.e. Title I)			-			-
Other Purchased / Professional / Consulting			-	<u>41,525</u>		-
TOTAL CONTRACTED SERVICES		-	-	79,710	-	-

Total Revenue	-	-	945,200	-	-
Total Expenses	-	-	834,279	-	-
Net Income	-	-	110,922	-	-
Actual Student Enrollment	-	-	175	-	-
	Quarter - 1/1 - 3/31		4th Quarter - 4/1 - 6/30		
	Revised Budget	Variance	Original Budget	Revised Budget	Variance
SCHOOL OPERATIONS					
Board Expenses		-	250		-
Classroom / Teaching Supplies & Materials		-	14,015		-
Special Ed Supplies & Materials		-	818		-
Textbooks / Workbooks		-	10,780		-
Supplies & Materials other		-	22,909		-
Equipment / Furniture		-	5,000		-
Telephone		-	1,490		-
Technology		-	13,943		-
Student Testing & Assessment		-	10,000		-
Field Trips		-	9,067		-
Transportation (student)		-	3,000		-
Student Services - other		-			-
Office Expense		-	10,625		-
Staff Development		-	8,864		-
Staff Recruitment		-	1,364		-
Student Recruitment / Marketing		-	3,750		-
School Meals / Lunch		-	29,527		-
Travel (Staff)		-	125		-
Fundraising		-	750		-
Other		-	625		-
TOTAL SCHOOL OPERATIONS	-	-	146,901	-	-
FACILITY OPERATION & MAINTENANCE					
Insurance		-	6,750		-
Janitorial		-			-
Building and Land Rent / Lease / Facility Finance Interest		-			-
Repairs & Maintenance		-	1,500		-
Equipment / Furniture		-			-
Security		-			-
Utilities		-			-
TOTAL FACILITY OPERATION & MAINTENANCE	-	-	8,250	-	-
DEPRECIATION & AMORTIZATION		-	18,328		-
RESERVES / CONTINGENCY		-			-

Total Revenue	-	-	945,200	-	-
Total Expenses	-	-	834,279	-	-
Net Income	-	-	110,922	-	-
Actual Student Enrollment	-	-	175	-	-
	Quarter - 1/1 - 3/31		4th Quarter - 4/1 - 6/30		
	Revised		Original	Revised	
	Budget	Variance	Budget	Budget	Variance
TOTAL EXPENSES	-	-	<u>834,279</u>	-	-
NET INCOME	-	-	<u>110,922</u>	-	-

Total Revenue	-	-	945,200	-	-
Total Expenses	-	-	834,279	-	-
Net Income	Quarter - 1/1 - 3/31		110,922	-	-
Actual Student Enrollment	-	-	175	-	-
	Quarter - 1/1 - 3/31		4th Quarter - 4/1 - 6/30		
	Revised Budget	Variance	Original Budget	Revised Budget	Variance
ENROLLMENT - *School Districts Are Linked To Above Entries*					
Number of Districts:	-	-	1	-	-
NYC CHANCELLOR'S OFFICE	-	-	175	-	-
-	-	-	-	-	-
-	-	-	-	-	-
-	-	-	-	-	-
-	-	-	-	-	-
-	-	-	-	-	-
-	-	-	-	-	-
-	-	-	-	-	-
-	-	-	-	-	-
-	-	-	-	-	-
-	-	-	-	-	-
-	-	-	-	-	-
-	-	-	-	-	-
-	-	-	-	-	-
-	-	-	-	-	-
-	-	-	-	-	-
-	-	-	-	-	-
ALL OTHER School Districts: (Weighted Avg)	-	-	-	-	-
TOTAL ENROLLMENT	-	-	175	-	-
REVENUE PER PUPIL	-	-	5,401	-	-
EXPENSES PER PUPIL	-	-	4,767	-	-

**NEW YORK CITY CHARTER SCHOOL OF THE ARTS
Budget / Operating Plan**

2017-18

Total Revenue	3,131,091	3,131,091	-	3,131,091	3,131,091
Total Expenses	3,127,502	3,127,502	-	(3,127,502)	(3,127,502)
Net Income	3,589	3,589	-	3,589	3,589
Actual Student Enrollment					

Total Year			VARIANCE	
Original Budget	Revised Budget	Variance	Original Budget vs. PY Budget	Revised Budget vs. PY Budget

DESCRIPTION OF ASSUMPTIONS

REVENUE

REVENUES FROM STATE SOURCES

Per Pupil Revenue

2017-18
Per Pupil Rate

NYC CHANCELLOR'S OFFICE	14,527	2,542,225	2,542,225	-	2,542,225	2,542,225
-	-	-	-	-	-	-
-	-	-	-	-	-	-
-	-	-	-	-	-	-
-	-	-	-	-	-	-
-	-	-	-	-	-	-
-	-	-	-	-	-	-
-	-	-	-	-	-	-
-	-	-	-	-	-	-
-	-	-	-	-	-	-
-	-	-	-	-	-	-
-	-	-	-	-	-	-
-	-	-	-	-	-	-
-	-	-	-	-	-	-
-	-	-	-	-	-	-
-	-	-	-	-	-	-
-	-	-	-	-	-	-
-	-	-	-	-	-	-
-	-	-	-	-	-	-
-	-	-	-	-	-	-
-	-	-	-	-	-	-
-	-	-	-	-	-	-
ALL OTHER School Districts: (Weighted Avg)	-	-	-	-	-	-
TOTAL Per Pupil Revenue (Weighted Average Per Pupil Funding)	14,527	2,542,225	2,542,225	-	2,542,225	2,542,225
Special Education Revenue		269,715	269,715	-	269,715	269,715
Grants						
Stimulus		-	-	-	-	-
DYCD (Department of Youth and Community Development)		-	-	-	-	-
Other		52,500	52,500	-	52,500	52,500
NYC DoE Rental Assistance		-	-	-	-	-
Other		1,354	1,354	-	1,354	1,354
TOTAL REVENUE FROM STATE SOURCES		2,865,795	2,865,795	-	2,865,795	2,865,795

State senate grant

Food service - state income

REVENUE FROM FEDERAL FUNDING

IDEA Special Needs		13,657	13,657	-	13,657	13,657
Title I		23,625	23,625	-	23,625	23,625
Title Funding - Other		4,674	4,674	-	4,674	4,674
School Food Service (Free Lunch)		38,738	38,738	-	38,738	38,738
Grants						

**NEW YORK CITY CHARTER SCHOOL OF THE ARTS
Budget / Operating Plan**

2017-18

Total Revenue	3,131,091	3,131,091	-	3,131,091	3,131,091
Total Expenses	3,127,502	3,127,502	-	(3,127,502)	(3,127,502)
Net Income	3,589	3,589	-	3,589	3,589
Actual Student Enrollment					
	Total Year			VARIANCE	
	Original Budget	Revised Budget	Variance	Original Budget vs. PY Budget	Revised Budget vs. PY Budget
Charter School Program (CSP) Planning & Implementation	-	-	-	-	-
Other	-	-	-	-	-
Other	-	-	-	-	-
TOTAL REVENUE FROM FEDERAL SOURCES	80,694	80,694	-	80,694	80,694
LOCAL and OTHER REVENUE					
Contributions and Donations	100,000	100,000	-	100,000	100,000
Fundraising	-	-	-	-	-
Erate Reimbursement	26,310	26,310	-	26,310	26,310
Earnings on Investments	-	-	-	-	-
Interest Income	-	-	-	-	-
Food Service (Income from meals)	43,592	43,592	-	43,592	43,592
Text Book	14,700	14,700	-	14,700	14,700
OTHER	-	-	-	-	-
TOTAL REVENUE FROM LOCAL and OTHER SOURCES	184,602	184,602	-	184,602	184,602
TOTAL REVENUE	3,131,091	3,131,091	-	3,131,091	3,131,091

DESCRIPTION OF ASSUMPTIONS

FAMIS funding

NEW YORK CITY CHARTER SCHOOL OF THE ARTS
Budget / Operating Plan

2017-18

Total Revenue	3,131,091	3,131,091	-	3,131,091	3,131,091
Total Expenses	3,127,502	3,127,502	-	(3,127,502)	(3,127,502)
Net Income	3,589	3,589	-	3,589	3,589
Actual Student Enrollment					

Total Year			VARIANCE	
Original Budget	Revised Budget	Variance	Original Budget vs. PY Budget	Revised Budget vs. PY Budget

DESCRIPTION OF ASSUMPTIONS

EXPENSES

ADMINISTRATIVE STAFF PERSONNEL COSTS

Avg. No. of Positions

Executive Management	1.00	125,000	125,000	-	(125,000)	(125,000)
Instructional Management	1.00	86,000	86,000	-	(86,000)	(86,000)
Deans, Directors & Coordinators	4.00	400,000	400,000	-	(400,000)	(400,000)
CFO / Director of Finance	-	-	-	-	-	-
Operation / Business Manager	1.00	80,000	80,000	-	(80,000)	(80,000)
Administrative Staff	2.00	120,000	120,000	-	(120,000)	(120,000)
TOTAL ADMINISTRATIVE STAFF	9.00	811,000	811,000	-	(811,000)	(811,000)

INSTRUCTIONAL PERSONNEL COSTS

Teachers - Regular	7.00	571,198	571,198	-	(571,198)	(571,198)
Teachers - SPED	2.00	157,447	157,447	-	(157,447)	(157,447)
Substitute Teachers	-	-	-	-	-	-
Teaching Assistants	-	-	-	-	-	-
Specialty Teachers	3.00	170,000	170,000	-	(170,000)	(170,000)
Aides	-	-	-	-	-	-
Therapists & Counselors	1.00	80,047	80,047	-	(80,047)	(80,047)
Other	-	-	-	-	-	-
TOTAL INSTRUCTIONAL	13.00	978,692	978,692	-	(978,692)	(978,692)

NON-INSTRUCTIONAL PERSONNEL COSTS

Nurse	-	-	-	-	-	-
Librarian	-	-	-	-	-	-
Custodian	-	-	-	-	-	-
Security	-	-	-	-	-	-
Other	1.00	18,000	18,000	-	(18,000)	(18,000)
TOTAL NON-INSTRUCTIONAL	1.00	18,000	18,000	-	(18,000)	(18,000)

SUBTOTAL PERSONNEL SERVICE COSTS

23.00	1,807,692	1,807,692	-	(1,807,692)	(1,807,692)
-------	-----------	-----------	---	-------------	-------------

PAYROLL TAXES AND BENEFITS

Payroll Taxes		138,288	138,288	-	(138,288)	(138,288)
Fringe / Employee Benefits		190,325	190,325	-	(190,325)	(190,325)

**NEW YORK CITY CHARTER SCHOOL OF THE ARTS
Budget / Operating Plan**

2017-18

Total Revenue	3,131,091	3,131,091	-	3,131,091	3,131,091
Total Expenses	3,127,502	3,127,502	-	(3,127,502)	(3,127,502)
Net Income	3,589	3,589	-	3,589	3,589
Actual Student Enrollment					
	Total Year			VARIANCE	
	Original Budget	Revised Budget	Variance	Original Budget vs. PY Budget	Revised Budget vs. PY Budget
Retirement / Pension	18,558	18,558	-	(18,558)	(18,558)
TOTAL PAYROLL TAXES AND BENEFITS	347,171	347,171	-	(347,171)	(347,171)
TOTAL PERSONNEL SERVICE COSTS	2,154,863	2,154,863	-	(2,154,863)	(2,154,863)
CONTRACTED SERVICES					
Accounting / Audit	25,000	25,000	-	(25,000)	(25,000)
Legal	15,000	15,000	-	(15,000)	(15,000)
Management Company Fee	-	-	-	-	-
Nurse Services	-	-	-	-	-
Food Service / School Lunch	-	-	-	-	-
Payroll Services	30,240	30,240	-	(30,240)	(30,240)
Special Ed Services	7,500	7,500	-	(7,500)	(7,500)
Titlement Services (i.e. Title I)	8,500	8,500	-	(8,500)	(8,500)
Other Purchased / Professional / Consulting	173,731	173,731	-	(173,731)	(173,731)
TOTAL CONTRACTED SERVICES	259,971	259,971	-	(259,971)	(259,971)

23.00

DESCRIPTION OF ASSUMPTIONS

NEW YORK CITY CHARTER SCHOOL OF THE ARTS
Budget / Operating Plan

2017-18

Total Revenue	3,131,091	3,131,091	-	3,131,091	3,131,091
Total Expenses	3,127,502	3,127,502	-	(3,127,502)	(3,127,502)
Net Income	3,589	3,589	-	3,589	3,589
Actual Student Enrollment					

	Total Year			VARIANCE	
	Original Budget	Revised Budget	Variance	Original Budget vs. PY Budget	Revised Budget vs. PY Budget

DESCRIPTION OF ASSUMPTIONS

SCHOOL OPERATIONS

Board Expenses	1,000	1,000	-	(1,000)	(1,000)
Classroom / Teaching Supplies & Materials	45,420	45,420	-	(45,420)	(45,420)
Special Ed Supplies & Materials	3,000	3,000	-	(3,000)	(3,000)
Textbooks / Workbooks	10,780	10,780	-	(10,780)	(10,780)
Supplies & Materials other	43,000	43,000	-	(43,000)	(43,000)
Equipment / Furniture	20,000	20,000	-	(20,000)	(20,000)
Telephone	5,960	5,960	-	(5,960)	(5,960)
Technology	106,557	106,557	-	(106,557)	(106,557)
Student Testing & Assessment	40,000	40,000	-	(40,000)	(40,000)
Field Trips	28,000	28,000	-	(28,000)	(28,000)
Transportation (student)	8,000	8,000	-	(8,000)	(8,000)
Student Services - other	2,000	2,000	-	(2,000)	(2,000)
Office Expense	42,500	42,500	-	(42,500)	(42,500)
Staff Development	32,500	32,500	-	(32,500)	(32,500)
Staff Recruitment	21,800	21,800	-	(21,800)	(21,800)
Student Recruitment / Marketing	15,000	15,000	-	(15,000)	(15,000)
School Meals / Lunch	98,422	98,422	-	(98,422)	(98,422)
Travel (Staff)	500	500	-	(500)	(500)
Fundraising	2,500	2,500	-	(2,500)	(2,500)
Other	2,500	2,500	-	(2,500)	(2,500)
TOTAL SCHOOL OPERATIONS	529,439	529,439	-	(529,439)	(529,439)

FACILITY OPERATION & MAINTENANCE

Insurance	27,000	27,000	-	(27,000)	(27,000)
Janitorial	-	-	-	-	-
Building and Land Rent / Lease / Facility Finance Interest	37,083	37,083	-	(37,083)	(37,083)
Repairs & Maintenance	42,771	42,771	-	(42,771)	(42,771)
Equipment / Furniture	-	-	-	-	-
Security	-	-	-	-	-
Utilities	3,063	3,063	-	(3,063)	(3,063)
TOTAL FACILITY OPERATION & MAINTENANCE	109,917	109,917	-	(109,917)	(109,917)

DEPRECIATION & AMORTIZATION

	73,312	73,312	-	(73,312)	(73,312)
--	--------	--------	---	----------	----------

RESERVES / CONTINGENCY

	-	-	-	-	-
--	---	---	---	---	---

NEW YORK CITY CHARTER SCHOOL OF THE ARTS
Budget / Operating Plan
2017-18

Total Revenue	3,131,091	3,131,091	-	3,131,091	3,131,091
Total Expenses	3,127,502	3,127,502	-	(3,127,502)	(3,127,502)
Net Income	3,589	3,589	-	3,589	3,589
Actual Student Enrollment					
	Total Year			VARIANCE	
	Original Budget	Revised Budget	Variance	Original Budget vs. PY Budget	Revised Budget vs. PY Budget
TOTAL EXPENSES	3,127,502	3,127,502	-	(3,127,502)	(3,127,502)
NET INCOME	3,589	3,589	-	3,589	3,589

DESCRIPTION OF ASSUMPTIONS

**NEW YORK CITY CHARTER SCHOOL OF THE ARTS
Budget / Operating Plan**

2017-18

Total Revenue	3,131,091	3,131,091	-	3,131,091	3,131,091
Total Expenses	3,127,502	3,127,502	-	(3,127,502)	(3,127,502)
Net Income	3,589	3,589	-	3,589	3,589
Actual Student Enrollment					
	Total Year			VARIANCE	
	Original Budget	Revised Budget	Variance	Original Budget vs. PY Budget	Revised Budget vs. PY Budget

DESCRIPTION OF ASSUMPTIONS

ENROLLMENT - *School Districts Are Linked To Above Entries*

Number of Districts:

NYC CHANCELLOR'S OFFICE

-
-
-
-
-
-
-
-
-
-
-
-
-
-
-
-
-
-
-
-

ALL OTHER School Districts: (Weighted Avg)

TOTAL ENROLLMENT

REVENUE PER PUPIL

EXPENSES PER PUPIL

**NEW YORK CITY CHARTER SCHOOL OF THE ARTS
BALANCE SHEET
2017-18**

	<u>Prior Year</u>	Q1	Q2	Q3	Q4
	<u>2016-17</u>	<u>As of 9/30</u>	<u>As of 12/31</u>	<u>As of 3/31</u>	<u>As of 6/30</u>
<u>ASSETS</u>					
<u>CURRENT ASSETS</u>					
Cash and cash equivalents	-	-	-	-	-
Grants and contracts receivable	-	-	-	-	-
Accounts receivables	-	-	-	-	-
Prepaid Expenses	-	-	-	-	-
Contributions and other receivables	-	-	-	-	-
TOTAL CURRENT ASSETS	-	-	-	-	-
<u>PROPERTY, BUILDING AND EQUIPMENT, net</u>	-	-	-	-	-
<u>OTHER ASSETS</u>	-	-	-	-	-
TOTAL ASSETS	-	-	-	-	-
<u>LIABILITIES AND NET ASSETS</u>					
<u>CURRENT LIABILITIES</u>					
Accounts payable and accrued expenses	-	-	-	-	-
Accrued payroll and benefits	-	-	-	-	-
Deferred Revenue	-	-	-	-	-
Current maturities of long-term debt	-	-	-	-	-
Short Term Debt - Bonds, Notes Payable	-	-	-	-	-
Other	-	-	-	-	-
TOTAL CURRENT LIABILITIES	-	-	-	-	-
<u>LONG-TERM DEBT and NOTES PAYABLE, net current maturities</u>	-	-	-	-	-
TOTAL LIABILITIES	-	-	-	-	-
<u>NET ASSETS</u>					
Unrestricted	-	-	-	-	-
Temporarily restricted	-	-	-	-	-
TOTAL NET ASSETS	-	-	-	-	-
TOTAL LIABILITIES AND NET ASSETS	-	-	-	-	-

**NEW YORK CITY CHARTER SCHOOL
Budget / Operating Plan**

2017-18

Total Revenue	-	709,824	-	-	738,033	-	-
Total Expenses	-	768,301	-	-	760,021	-	-
Net Income	-	(58,477)	-	-	(21,988)	-	-
Actual Student Enrollment	-	175	-	-	175	-	-

<p>*NOTE: Enrollment, Revenue and Expenditure Data IN the 'Total and Variance Analysis' Section is Based on LAST ACTUAL Quarter Completed</p>	1st Quarter - 7/1 - 9/30			2nd Quarter - 10/1 - 12/31			3rd Quarter
	Actual	Current Budget	Variance	Actual	Current Budget	Variance	Actual

**REVENUE
REVENUES FROM STATE SOURCES**

	CY Per Pupil Rate						
Per Pupil Revenue							
NYC CHANCELLOR'S OFFICE	14,527			635,556	-		635,556
-	-			-	-		-
-	-			-	-		-
-	-			-	-		-
-	-			-	-		-
-	-			-	-		-
-	-			-	-		-
-	-			-	-		-
-	-			-	-		-
-	-			-	-		-
-	-			-	-		-
-	-			-	-		-
-	-			-	-		-
-	-			-	-		-
-	-			-	-		-
-	-			-	-		-
-	-			-	-		-
-	-			-	-		-
-	-			-	-		-
ALL OTHER School Districts: (Count = 0)	-			-	-		-
TOTAL Per Pupil Revenue (Weighted Average Per Pupil Funding)	14,527			-	635,556	-	635,556
Special Education Revenue				67,429	-		67,429
Grants							
Stimulus				-	-		-
DYCD (Department of Youth and Community Development)				-	-		-
Other				-	-		-
NYC DoE Rental Assistance				-	-		-
Other				135	-		406
TOTAL REVENUE FROM STATE SOURCES				-	703,121	-	703,391

REVENUE FROM FEDERAL FUNDING

IDEA Special Needs				-	-		-
Title I				2,363	-		7,088
Title Funding - Other				467	-		1,402
School Food Service (Free Lunch)				3,874	-		11,622
Grants							
Charter School Program (CSP) Planning & Implementation				-	-		-
Other				-	-		-

**NEW YORK CITY CHARTER SCHOOL
Budget / Operating Plan**

2017-18

Total Revenue	-	709,824	-	-	738,033	-	-
Total Expenses	-	768,301	-	-	760,021	-	-
Net Income	-	(58,477)	-	-	(21,988)	-	-
Actual Student Enrollment	-	175	-	-	175	-	-

	1st Quarter - 7/1 - 9/30			2nd Quarter - 10/1 - 12/31			3rd Quarter
	Actual	Current Budget	Variance	Actual	Current Budget	Variance	Actual
	<p>*NOTE: Enrollment, Revenue and Expenditure Data IN the 'Total and Variance Analysis' Section is Based on LAST ACTUAL Quarter Completed</p>						
Other		-	-		-	-	
TOTAL REVENUE FROM FEDERAL SOURCES	-	6,704	-	-	20,111	-	-
LOCAL and OTHER REVENUE							
Contributions and Donations		-	-		-	-	
Fundraising		-	-		-	-	
Erate Reimbursement		-	-		-	-	
Earnings on Investments		-	-		-	-	
Interest Income		-	-		-	-	
Food Service (Income from meals)		-	-		14,531	-	
Text Book		-	-		-	-	
OTHER		-	-		-	-	
TOTAL REVENUE FROM LOCAL and OTHER SOURCES	-	-	-	-	14,531	-	-
TOTAL REVENUE	-	709,824	-	-	738,033	-	-

**NEW YORK CITY CHARTER SCHOOL
Budget / Operating Plan**

2017-18

Total Revenue	-	709,824	-	-	738,033	-	-
Total Expenses	-	768,301	-	-	760,021	-	-
Net Income	-	(58,477)	-	-	(21,988)	-	-
Actual Student Enrollment	-	175	-	-	175	-	-

*NOTE: Enrollment, Revenue and Expenditure Data IN the 'Total and Variance Analysis' Section is Based on LAST ACTUAL Quarter Completed	1st Quarter - 7/1 - 9/30			2nd Quarter - 10/1 - 12/31			3rd Quarter
	Actual	Current Budget	Variance	Actual	Current Budget	Variance	Actual

EXPENSES	Quarter 0 No. of Positions	1st Quarter - 7/1 - 9/30			2nd Quarter - 10/1 - 12/31			3rd Quarter
		Actual	Current Budget	Variance	Actual	Current Budget	Variance	
ADMINISTRATIVE STAFF PERSONNEL COSTS								
Executive Management	-		31,250	-		31,250	-	
Instructional Management	-		21,500	-		21,500	-	
Deans, Directors & Coordinators	-		100,000	-		100,000	-	
CFO / Director of Finance	-		-	-		-	-	
Operation / Business Manager	-		20,000	-		20,000	-	
Administrative Staff	-		30,000	-		30,000	-	
TOTAL ADMINISTRATIVE STAFF	-		202,750	-		202,750	-	
INSTRUCTIONAL PERSONNEL COSTS								
Teachers - Regular	-		103,854	-		155,781	-	
Teachers - SPED	-		28,627	-		42,940	-	
Substitute Teachers	-		-	-		-	-	
Teaching Assistants	-		-	-		-	-	
Specialty Teachers	-		17,000	-		51,000	-	
Aides	-		-	-		-	-	
Therapists & Counselors	-		14,554	-		21,831	-	
Other	-		-	-		-	-	
TOTAL INSTRUCTIONAL	-		164,035	-		271,552	-	
NON-INSTRUCTIONAL PERSONNEL COSTS								
Nurse	-		-	-		-	-	
Librarian	-		-	-		-	-	
Custodian	-		-	-		-	-	
Security	-		-	-		-	-	
Other	-		1,800	-		5,400	-	
TOTAL NON-INSTRUCTIONAL	-		1,800	-		5,400	-	
SUBTOTAL PERSONNEL SERVICE COSTS	-		368,585	-		479,702	-	
PAYROLL TAXES AND BENEFITS								
Payroll Taxes			34,572	-		34,572	-	
Fringe / Employee Benefits			44,804	-		48,257	-	
Retirement / Pension			-	-		-	-	
TOTAL PAYROLL TAXES AND BENEFITS			79,376	-		82,829	-	
TOTAL PERSONNEL SERVICE COSTS	-		447,961	-		562,531	-	

**NEW YORK CITY CHARTER SCHOOL
Budget / Operating Plan**

2017-18

Total Revenue	-	709,824	-	-	738,033	-	-
Total Expenses	-	768,301	-	-	760,021	-	-
Net Income	-	(58,477)	-	-	(21,988)	-	-
Actual Student Enrollment	-	175	-	-	175	-	-

<p>*NOTE: Enrollment, Revenue and Expenditure Data IN the 'Total and Variance Analysis' Section is Based on LAST ACTUAL Quarter Completed</p>	1st Quarter - 7/1 - 9/30			2nd Quarter - 10/1 - 12/31			3rd Quarter
	Actual	Current Budget	Variance	Actual	Current Budget	Variance	Actual

CONTRACTED SERVICES	Actual	Current Budget	Variance	Actual	Current Budget	Variance	Actual
Accounting / Audit		-	-		-	-	
Legal		3,750	-		3,750	-	
Management Company Fee		-	-		-	-	
Nurse Services		-	-		-	-	
Food Service / School Lunch		-	-		-	-	
Payroll Services		7,560	-		7,560	-	
Special Ed Services		1,875	-		1,875	-	
Titlment Services (i.e. Title I)		8,500	-		-	-	
Other Purchased / Professional / Consulting		46,525	-		41,525	-	
TOTAL CONTRACTED SERVICES	-	68,210	-	-	54,710	-	-

**NEW YORK CITY CHARTER SCHOOL
Budget / Operating Plan**

2017-18

Total Revenue	-	709,824	-	-	738,033	-	-
Total Expenses	-	768,301	-	-	760,021	-	-
Net Income	-	(58,477)	-	-	(21,988)	-	-
Actual Student Enrollment	-	175	-	-	175	-	-

*NOTE: Enrollment, Revenue and Expenditure Data IN the 'Total and Variance Analysis' Section is Based on LAST ACTUAL Quarter Completed	1st Quarter - 7/1 - 9/30			2nd Quarter - 10/1 - 12/31			3rd Quarter
	Actual	Current Budget	Variance	Actual	Current Budget	Variance	Actual

SCHOOL OPERATIONS

Board Expenses	250	-	-	250	-	-	
Classroom / Teaching Supplies & Materials	11,214	-	-	10,095	-	-	
Special Ed Supplies & Materials	545	-	-	818	-	-	
Textbooks / Workbooks	-	-	-	-	-	-	
Supplies & Materials other	4,273	-	-	7,909	-	-	
Equipment / Furniture	5,000	-	-	5,000	-	-	
Telephone	1,490	-	-	1,490	-	-	
Technology	64,728	-	-	13,943	-	-	
Student Testing & Assessment	10,000	-	-	10,000	-	-	
Field Trips	800	-	-	9,067	-	-	
Transportation (student)	-	-	-	2,000	-	-	
Student Services - other	1,500	-	-	-	-	-	
Office Expense	10,625	-	-	10,625	-	-	
Staff Development	5,909	-	-	8,864	-	-	
Staff Recruitment	17,709	-	-	1,364	-	-	
Student Recruitment / Marketing	3,750	-	-	3,750	-	-	
School Meals / Lunch	9,842	-	-	29,527	-	-	
Travel (Staff)	125	-	-	125	-	-	
Fundraising	250	-	-	750	-	-	
Other	625	-	-	625	-	-	
TOTAL SCHOOL OPERATIONS	-	148,635	-	-	116,201	-	-

FACILITY OPERATION & MAINTENANCE

Insurance	6,750	-	-	6,750	-	-	
Janitorial	-	-	-	-	-	-	
Building and Land Rent / Lease / Facility Finance Interest	37,083	-	-	-	-	-	
Repairs & Maintenance	38,271	-	-	1,500	-	-	
Equipment / Furniture	-	-	-	-	-	-	
Security	-	-	-	-	-	-	
Utilities	3,063	-	-	-	-	-	
TOTAL FACILITY OPERATION & MAINTENANCE	-	85,167	-	-	8,250	-	-

**DEPRECIATION & AMORTIZATION
RESERVES / CONTINGENCY**

	18,328	-	-	18,328	-	-
	-	-	-	-	-	-

TOTAL EXPENSES	=	768,301	=	=	760,021	=	=
-----------------------	---	----------------	---	---	----------------	---	---

**NEW YORK CITY CHARTER SCHOOL
Budget / Operating Plan**

2017-18

Total Revenue	-	709,824	-	-	738,033	-	-
Total Expenses	-	768,301	-	-	760,021	-	-
Net Income	-	(58,477)	-	-	(21,988)	-	-
Actual Student Enrollment	-	175	-	-	175	-	-

*NOTE: Enrollment, Revenue and Expenditure Data IN the 'Total and Variance Analysis' Section is Based on LAST ACTUAL Quarter Completed	1st Quarter - 7/1 - 9/30			2nd Quarter - 10/1 - 12/31			3rd Quarter
	Actual	Current Budget	Variance	Actual	Current Budget	Variance	Actual
	NET INCOME	-	(58,477)	-	-	(21,988)	-

Total Revenue	-	709,824	-	-	738,033	-	-
Total Expenses	-	768,301	-	-	760,021	-	-
Net Income	-	(58,477)	-	-	(21,988)	-	-
Actual Student Enrollment	-	175	-	-	175	-	-

3rd C

1st Quarter - 7/1 - 9/30

2nd Quarter - 10/1 - 12/31

3rd C

***NOTE: Enrollment, Revenue and Expenditure Data IN the 'Total and Variance Analysis' Section is Based on LAST ACTUAL Quarter Completed**

	Actual	Current Budget	Variance	Actual	Current Budget	Variance	Actual
--	---------------	-----------------------	-----------------	---------------	-----------------------	-----------------	---------------

ENROLLMENT - *School Districts Are Linked To Above Entries*

NYC CHANCELLOR'S OFFICE	-	175	-	-	175	-	-
-	-	-	-	-	-	-	-
-	-	-	-	-	-	-	-
-	-	-	-	-	-	-	-
-	-	-	-	-	-	-	-
-	-	-	-	-	-	-	-
-	-	-	-	-	-	-	-
-	-	-	-	-	-	-	-
-	-	-	-	-	-	-	-
-	-	-	-	-	-	-	-
-	-	-	-	-	-	-	-
-	-	-	-	-	-	-	-
-	-	-	-	-	-	-	-
-	-	-	-	-	-	-	-
-	-	-	-	-	-	-	-
-	-	-	-	-	-	-	-
-	-	-	-	-	-	-	-
ALL OTHER School Districts: (Count = 0)	-	-	-	-	-	-	-
TOTAL ENROLLMENT	-	<u>175</u>	-	-	<u>175</u>	-	-
REVENUE PER PUPIL	-	<u>4,056</u>	-	-	<u>4,217</u>	-	-
EXPENSES PER PUPIL	-	<u>4,390</u>	-	-	<u>4,343</u>	-	-

**_ OF THE ARTS
n**

Total Revenue	738,033	-	-	945,200	-
Total Expenses	764,902	-	-	834,279	-
Net Income	(26,869)	-	-	110,922	-
Actual Student Enrollment	175	-	-	175	-

<p>*NOTE: Enrollment, Revenue and Expenditure Data IN the 'Total and Variance Analysis' Section is Based on LAST ACTUAL Quarter Completed</p>	Quarter - 1/1 - 3/31		4th Quarter - 4/1 - 6/30		
	Current Budget	Variance	Actual	Current Budget	Variance

**REVENUE
REVENUES FROM STATE SOURCES**

	CY Per Pupil Rate				
Per Pupil Revenue					
NYC CHANCELLOR'S OFFICE	14,527	635,556	-		635,556
-	-	-	-		-
-	-	-	-		-
-	-	-	-		-
-	-	-	-		-
-	-	-	-		-
-	-	-	-		-
-	-	-	-		-
-	-	-	-		-
-	-	-	-		-
-	-	-	-		-
-	-	-	-		-
-	-	-	-		-
-	-	-	-		-
-	-	-	-		-
-	-	-	-		-
-	-	-	-		-
-	-	-	-		-
ALL OTHER School Districts: (Count = 0)	-	-	-		-
TOTAL Per Pupil Revenue (Weighted Average Per Pupil Funding)	14,527	635,556	-	-	635,556
Special Education Revenue		67,429	-		67,429
Grants					
Stimulus		-	-		-
DYCD (Department of Youth and Community Development)		-	-		-
Other		-	-	52,500	-
NYC DoE Rental Assistance		-	-		-
Other		406	-		406
TOTAL REVENUE FROM STATE SOURCES		703,391	-	-	755,891
REVENUE FROM FEDERAL FUNDING					
IDEA Special Needs		-	-		13,657
Title I		7,088	-		7,088
Title Funding - Other		1,402	-		1,402
School Food Service (Free Lunch)		11,622	-		11,622
Grants					
Charter School Program (CSP) Planning & Implementation		-	-		-
Other		-	-		-

**_ OF THE ARTS
n**

Total Revenue	738,033	-	-	945,200	-
Total Expenses	764,902	-	-	834,279	-
Net Income	(26,869)	-	-	110,922	-
Actual Student Enrollment	175	-	-	175	-
	Quarter - 1/1 - 3/31		4th Quarter - 4/1 - 6/30		
*NOTE: Enrollment, Revenue and Expenditure Data IN the 'Total and Variance Analysis' Section is Based on LAST ACTUAL Quarter Completed	Current			Current	
	Budget	Variance	Actual	Budget	Variance
Other	-	-		-	-
TOTAL REVENUE FROM FEDERAL SOURCES	20,111	-	-	33,768	-
LOCAL and OTHER REVENUE					
Contributions and Donations	-	-		100,000	-
Fundraising	-	-		-	-
Erate Reimbursement	-	-		26,310	-
Earnings on Investments	-	-		-	-
Interest Income	-	-		-	-
Food Service (Income from meals)	14,531	-		14,531	-
Text Book	-	-		14,700	-
OTHER	-	-		-	-
TOTAL REVENUE FROM LOCAL and OTHER SOURCES	14,531	-	-	155,541	-
TOTAL REVENUE	<u>738,033</u>	-	-	<u>945,200</u>	-

_ OF THE ARTS

n

Total Revenue	738,033	-	-	945,200	-
Total Expenses	764,902	-	-	834,279	-
Net Income	(26,869)	-	-	110,922	-
Actual Student Enrollment	175	-	-	175	-

<p>*NOTE: Enrollment, Revenue and Expenditure Data IN the 'Total and Variance Analysis' Section is Based on LAST ACTUAL Quarter Completed</p>	Quarter - 1/1 - 3/31		4th Quarter - 4/1 - 6/30		
	Current Budget	Variance	Actual	Current Budget	Variance

EXPENSES

ADMINISTRATIVE STAFF PERSONNEL COSTS

	Quarter 0 No. of Positions				
Executive Management	-	31,250	-	31,250	-
Instructional Management	-	21,500	-	21,500	-
Deans, Directors & Coordinators	-	100,000	-	100,000	-
CFO / Director of Finance	-	-	-	-	-
Operation / Business Manager	-	20,000	-	20,000	-
Administrative Staff	-	30,000	-	30,000	-
TOTAL ADMINISTRATIVE STAFF	-	202,750	-	202,750	-

INSTRUCTIONAL PERSONNEL COSTS

Teachers - Regular	-	155,781	-	155,781	-
Teachers - SPED	-	42,940	-	42,940	-
Substitute Teachers	-	-	-	-	-
Teaching Assistants	-	-	-	-	-
Specialty Teachers	-	51,000	-	51,000	-
Aides	-	-	-	-	-
Therapists & Counselors	-	21,831	-	21,831	-
Other	-	-	-	-	-
TOTAL INSTRUCTIONAL	-	271,552	-	271,552	-

NON-INSTRUCTIONAL PERSONNEL COSTS

Nurse	-	-	-	-	-
Librarian	-	-	-	-	-
Custodian	-	-	-	-	-
Security	-	-	-	-	-
Other	-	5,400	-	5,400	-
TOTAL NON-INSTRUCTIONAL	-	5,400	-	5,400	-

SUBTOTAL PERSONNEL SERVICE COSTS

PAYROLL TAXES AND BENEFITS

Payroll Taxes		34,572	-	34,572	-
Fringe / Employee Benefits		49,007	-	48,257	-
Retirement / Pension		-	-	18,558	-
TOTAL PAYROLL TAXES AND BENEFITS		83,579	-	101,387	-

TOTAL PERSONNEL SERVICE COSTS

		563,282	-	581,089	-
--	--	---------	---	---------	---

_ OF THE ARTS
n

Total Revenue	738,033	-	-	945,200	-
Total Expenses	764,902	-	-	834,279	-
Net Income	(26,869)	-	-	110,922	-
Actual Student Enrollment	175	-	-	175	-

*NOTE: Enrollment, Revenue and Expenditure Data IN the 'Total and Variance Analysis' Section is Based on LAST ACTUAL Quarter Completed	Quarter - 1/1 - 3/31		4th Quarter - 4/1 - 6/30			
	- OF THE ARTS					
	n	Current Budget	Variance	Actual	Current Budget	Variance

CONTRACTED SERVICES	n	Current Budget	Variance	Actual	Current Budget	Variance
Accounting / Audit	-	-	-	-	25,000	-
Legal	3,750	-	-	-	3,750	-
Management Company Fee	-	-	-	-	-	-
Nurse Services	-	-	-	-	-	-
Food Service / School Lunch	-	-	-	-	-	-
Payroll Services	7,560	-	-	-	7,560	-
Special Ed Services	1,875	-	-	-	1,875	-
Titlement Services (i.e. Title I)	-	-	-	-	-	-
Other Purchased / Professional / Consulting	44,156	-	-	-	41,525	-
TOTAL CONTRACTED SERVICES	57,341	-	-	-	79,710	-

_ OF THE ARTS

n

Total Revenue	738,033	-	-	945,200	-
Total Expenses	764,902	-	-	834,279	-
Net Income	(26,869)	-	-	110,922	-
Actual Student Enrollment	175	-	-	175	-

<p>*NOTE: Enrollment, Revenue and Expenditure Data IN the 'Total and Variance Analysis' Section is Based on LAST ACTUAL Quarter Completed</p>	Quarter - 1/1 - 3/31		4th Quarter - 4/1 - 6/30		
	Current Budget	Variance	Actual	Current Budget	Variance

SCHOOL OPERATIONS					
Board Expenses	250	-		250	-
Classroom / Teaching Supplies & Materials	10,095	-		14,015	-
Special Ed Supplies & Materials	818	-		818	-
Textbooks / Workbooks	-	-		10,780	-
Supplies & Materials other	7,909	-		22,909	-
Equipment / Furniture	5,000	-		5,000	-
Telephone	1,490	-		1,490	-
Technology	13,943	-		13,943	-
Student Testing & Assessment	10,000	-		10,000	-
Field Trips	9,067	-		9,067	-
Transportation (student)	3,000	-		3,000	-
Student Services - other	500	-		-	-
Office Expense	10,625	-		10,625	-
Staff Development	8,864	-		8,864	-
Staff Recruitment	1,364	-		1,364	-
Student Recruitment / Marketing	3,750	-		3,750	-
School Meals / Lunch	29,527	-		29,527	-
Travel (Staff)	125	-		125	-
Fundraising	750	-		750	-
Other	625	-		625	-
TOTAL SCHOOL OPERATIONS	117,701	-	-	146,901	-
FACILITY OPERATION & MAINTENANCE					
Insurance	6,750	-		6,750	-
Janitorial	-	-		-	-
Building and Land Rent / Lease / Facility Finance Interest	-	-		-	-
Repairs & Maintenance	1,500	-		1,500	-
Equipment / Furniture	-	-		-	-
Security	-	-		-	-
Utilities	-	-		-	-
TOTAL FACILITY OPERATION & MAINTENANCE	8,250	-	-	8,250	-
DEPRECIATION & AMORTIZATION	18,328	-		18,328	-
RESERVES / CONTINGENCY	-	-		-	-
TOTAL EXPENSES	764,902	-	-	834,279	-

- OF THE ARTS					
n OF THE ARTS					
n					
Total Revenue	738,033	-	-	945,200	-
Total Expenses	764,902	-	-	834,279	-
Net Income	(26,869)	-	-	110,922	-
Actual Student Enrollment	175	-	-	175	-
		Quarter - 1/1 - 3/31		4th Quarter - 4/1 - 6/30	
*NOTE: Enrollment, Revenue and Expenditure Data IN the 'Total and Variance Analysis' Section is Based on LAST ACTUAL Quarter Completed		Quarter - 1/1 - 3/31			
		Current Budget	Variance	Actual	Current Budget
NET INCOME	<u>(26,869)</u>	-	-	<u>110,922</u>	-

enrollment OF THE ARTS

Total Revenue	738,033	-	-	945,200	-
Total Expenses	764,902	-	-	834,279	-
Net Income	(26,869)	-	-	110,922	-
Actual Student Enrollment	175	-	-	175	-

<p>*NOTE: Enrollment, Revenue and Expenditure Data IN the 'Total and Variance Analysis' Section is Based on LAST ACTUAL Quarter Completed</p>	Quarter - 1/1 - 3/31		4th Quarter - 4/1 - 6/30		
	Quarter - 1/1 - 3/31		4th Quarter - 4/1 - 6/30		
	Current Budget	Variance	Actual	Current Budget	Variance

ENROLLMENT - *School Districts Are Linked To Above Entries*					
NYC CHANCELLOR'S OFFICE	175	-	-	175	-
-	-	-	-	-	-
-	-	-	-	-	-
-	-	-	-	-	-
-	-	-	-	-	-
-	-	-	-	-	-
-	-	-	-	-	-
-	-	-	-	-	-
-	-	-	-	-	-
-	-	-	-	-	-
-	-	-	-	-	-
-	-	-	-	-	-
-	-	-	-	-	-
-	-	-	-	-	-
-	-	-	-	-	-
-	-	-	-	-	-
-	-	-	-	-	-
-	-	-	-	-	-
-	-	-	-	-	-
ALL OTHER School Districts: (Count = 0)	-	-	-	-	-
TOTAL ENROLLMENT	<u>175</u>	-	-	<u>175</u>	-
REVENUE PER PUPIL	<u>4,217</u>	-	-	<u>5,401</u>	-
EXPENSES PER PUPIL	<u>4,371</u>	-	-	<u>4,767</u>	-

NEW YORK CITY CHARTER SCHOOL OF THE A

Budget / Operating Plan

2017-18

Total Revenue	-	-	-	3,131,091	(3,131,091)	-	-	3,131,0
Total Expenses	-	-	-	3,127,502	3,127,502	-	-	3,127,5
Net Income	-	-	-	3,589	(3,589)	-	-	3,5
Actual Student Enrollment	-	-	-			-	-	

*NOTE: Enrollment, Revenue and Expenditure Data IN the 'Total and Variance Analysis' Section is Based on LAST ACTUAL Quarter Completed

TOTALS AND VARIANCE ANALYSIS

	Actual	Current Budget (Current Quarter)	Actual vs. Current Budget	Current Budget - TY	Actual vs. Current Budget TY	Original Budget (Current Quarter)	Actual vs. Original Budget	Original Budget -
REVENUE								
REVENUES FROM STATE SOURCES								
Per Pupil Revenue								
NYC CHANCELLOR'S OFFICE				2,542,225	(2,542,225)			2,542,2
-								
-								
-								
-								
-								
-								
-								
-								
-								
-								
-								
-								
-								
-								
-								
-								
-								
-								
-								
ALL OTHER School Districts: (Count = 0)								
TOTAL Per Pupil Revenue (Weighted Average Per Pupil Funding)				2,542,225	(2,542,225)			2,542,2
Special Education Revenue				269,715	(269,715)			269,7
Grants								
Stimulus								
DYCD (Department of Youth and Community Development)								
Other				52,500	(52,500)			52,5
NYC DoE Rental Assistance								
Other				1,354	(1,354)			1,3
TOTAL REVENUE FROM STATE SOURCES				2,865,795	(2,865,795)			2,865,7
REVENUE FROM FEDERAL FUNDING								
IDEA Special Needs				13,657	(13,657)			13,6
Title I				23,625	(23,625)			23,6
Title Funding - Other				4,674	(4,674)			4,6
School Food Service (Free Lunch)				38,738	(38,738)			38,7
Grants								
Charter School Program (CSP) Planning & Implementation								
Other								

NEW YORK CITY CHARTER SCHOOL OF THE A
Budget / Operating Plan

2017-18

Total Revenue	-	-	-	3,131,091	(3,131,091)	-	-	3,131,0
Total Expenses	-	-	-	3,127,502	3,127,502	-	-	3,127,5
Net Income	-	-	-	3,589	(3,589)	-	-	3,5
Actual Student Enrollment	-	-	-			-	-	

***NOTE: Enrollment, Revenue and Expenditure Data IN the 'Total and Variance Analysis' Section is Based on LAST ACTUAL Quarter Completed**

TOTALS AND VARIANCE ANALYSIS

	Actual	Current Budget (Current Quarter)	Actual vs. Current Budget	Current Budget - TY	Actual vs. Current Budget TY	Original Budget (Current Quarter)	Actual vs. Original Budget	Original Budget -
Other	-	-	-	-	-	-	-	-
TOTAL REVENUE FROM FEDERAL SOURCES	-	-	-	80,694	(80,694)	-	-	80,6
LOCAL and OTHER REVENUE								
Contributions and Donations	-	-	-	100,000	(100,000)	-	-	100,0
Fundraising	-	-	-	-	-	-	-	-
Erate Reimbursement	-	-	-	26,310	(26,310)	-	-	26,3
Earnings on Investments	-	-	-	-	-	-	-	-
Interest Income	-	-	-	-	-	-	-	-
Food Service (Income from meals)	-	-	-	43,592	(43,592)	-	-	43,5
Text Book	-	-	-	14,700	(14,700)	-	-	14,7
OTHER	-	-	-	-	-	-	-	-
TOTAL REVENUE FROM LOCAL and OTHER SOURCES	-	-	-	184,602	(184,602)	-	-	184,6
TOTAL REVENUE	-	-	-	3,131,091	(3,131,091)	-	-	3,131,0

NEW YORK CITY CHARTER SCHOOL OF THE A
Budget / Operating Plan

2017-18

Total Revenue	-	-	-	3,131,091	(3,131,091)	-	-	3,131,0
Total Expenses	-	-	-	3,127,502	3,127,502	-	-	3,127,5
Net Income	-	-	-	3,589	(3,589)	-	-	3,5
Actual Student Enrollment	-	-	-			-	-	

***NOTE: Enrollment, Revenue and Expenditure Data IN the 'Total and Variance Analysis' Section is Based on LAST ACTUAL Quarter Completed**

TOTALS AND VARIANCE ANALYSIS

Actual	Current Budget (Current Quarter)	Actual vs. Current Budget	Current Budget - TY	Actual vs. Current Budget TY	Original Budget (Current Quarter)	Actual vs. Original Budget	Original Budget -
---------------	---	----------------------------------	----------------------------	-------------------------------------	--	-----------------------------------	--------------------------

EXPENSES	Quarter 0 No. of Positions	Actual	Current Budget (Current Quarter)	Actual vs. Current Budget	Current Budget - TY	Actual vs. Current Budget TY	Original Budget (Current Quarter)	Actual vs. Original Budget	Original Budget -
ADMINISTRATIVE STAFF PERSONNEL COSTS									
Executive Management	-	-	-	-	125,000	125,000	-	-	125,000
Instructional Management	-	-	-	-	86,000	86,000	-	-	86,000
Deans, Directors & Coordinators	-	-	-	-	400,000	400,000	-	-	400,000
CFO / Director of Finance	-	-	-	-	-	-	-	-	-
Operation / Business Manager	-	-	-	-	80,000	80,000	-	-	80,000
Administrative Staff	-	-	-	-	120,000	120,000	-	-	120,000
TOTAL ADMINISTRATIVE STAFF	-	-	-	-	811,000	811,000	-	-	811,000
INSTRUCTIONAL PERSONNEL COSTS									
Teachers - Regular	-	-	-	-	571,198	571,198	-	-	571,198
Teachers - SPED	-	-	-	-	157,447	157,447	-	-	157,447
Substitute Teachers	-	-	-	-	-	-	-	-	-
Teaching Assistants	-	-	-	-	-	-	-	-	-
Specialty Teachers	-	-	-	-	170,000	170,000	-	-	170,000
Aides	-	-	-	-	-	-	-	-	-
Therapists & Counselors	-	-	-	-	80,047	80,047	-	-	80,047
Other	-	-	-	-	-	-	-	-	-
TOTAL INSTRUCTIONAL	-	-	-	-	978,692	978,692	-	-	978,692
NON-INSTRUCTIONAL PERSONNEL COSTS									
Nurse	-	-	-	-	-	-	-	-	-
Librarian	-	-	-	-	-	-	-	-	-
Custodian	-	-	-	-	-	-	-	-	-
Security	-	-	-	-	-	-	-	-	-
Other	-	-	-	-	18,000	18,000	-	-	18,000
TOTAL NON-INSTRUCTIONAL	-	-	-	-	18,000	18,000	-	-	18,000
SUBTOTAL PERSONNEL SERVICE COSTS	-	-	-	-	1,807,692	1,807,692	-	-	1,807,692
PAYROLL TAXES AND BENEFITS									
Payroll Taxes	-	-	-	-	138,288	138,288	-	-	138,288
Fringe / Employee Benefits	-	-	-	-	190,325	190,325	-	-	190,325
Retirement / Pension	-	-	-	-	18,558	18,558	-	-	18,558
TOTAL PAYROLL TAXES AND BENEFITS	-	-	-	-	347,171	347,171	-	-	347,171
TOTAL PERSONNEL SERVICE COSTS	-	-	-	-	2,154,863	2,154,863	-	-	2,154,863

NEW YORK CITY CHARTER SCHOOL OF THE A

Budget / Operating Plan

2017-18

Total Revenue	-	-	-	3,131,091	(3,131,091)	-	-	3,131,0
Total Expenses	-	-	-	3,127,502	3,127,502	-	-	3,127,5
Net Income	-	-	-	3,589	(3,589)	-	-	3,5
Actual Student Enrollment	-	-	-			-	-	

TOTALS AND VARIANCE ANALYSIS

*NOTE: Enrollment, Revenue and Expenditure Data IN the 'Total and Variance Analysis' Section is Based on LAST ACTUAL Quarter Completed

	Actual	Current Budget (Current Quarter)	Actual vs. Current Budget	Current Budget - TY	Actual vs. Current Budget TY	Original Budget (Current Quarter)	Actual vs. Original Budget	Original Budget -
CONTRACTED SERVICES								
Accounting / Audit	-	-	-	25,000	25,000	-	-	25,0
Legal	-	-	-	15,000	15,000	-	-	15,0
Management Company Fee	-	-	-	-	-	-	-	
Nurse Services	-	-	-	-	-	-	-	
Food Service / School Lunch	-	-	-	-	-	-	-	
Payroll Services	-	-	-	30,240	30,240	-	-	30,2
Special Ed Services	-	-	-	7,500	7,500	-	-	7,5
Titlement Services (i.e. Title I)	-	-	-	8,500	8,500	-	-	8,5
Other Purchased / Professional / Consulting	-	-	-	173,731	173,731	-	-	173,7
TOTAL CONTRACTED SERVICES	-	-	-	259,971	259,971	-	-	259,9

NEW YORK CITY CHARTER SCHOOL OF THE A

Budget / Operating Plan

2017-18

Total Revenue	-	-	-	3,131,091	(3,131,091)	-	-	3,131,0
Total Expenses	-	-	-	3,127,502	3,127,502	-	-	3,127,5
Net Income	-	-	-	3,589	(3,589)	-	-	3,5
Actual Student Enrollment	-	-	-			-	-	

TOTALS AND VARIANCE ANALYSIS

***NOTE: Enrollment, Revenue and Expenditure Data IN the 'Total and Variance Analysis' Section is Based on LAST ACTUAL Quarter Completed**

Actual	Current Budget (Current Quarter)	Actual vs. Current Budget	Current Budget - TY	Actual vs. Current Budget TY	Original Budget (Current Quarter)	Actual vs. Original Budget	Original Budget -
---------------	---	----------------------------------	----------------------------	-------------------------------------	--	-----------------------------------	--------------------------

SCHOOL OPERATIONS

Board Expenses	-	-	-	1,000	1,000	-	-	1,0
Classroom / Teaching Supplies & Materials	-	-	-	45,420	45,420	-	-	45,4
Special Ed Supplies & Materials	-	-	-	3,000	3,000	-	-	3,0
Textbooks / Workbooks	-	-	-	10,780	10,780	-	-	10,7
Supplies & Materials other	-	-	-	43,000	43,000	-	-	43,0
Equipment / Furniture	-	-	-	20,000	20,000	-	-	20,0
Telephone	-	-	-	5,960	5,960	-	-	5,9
Technology	-	-	-	106,557	106,557	-	-	106,5
Student Testing & Assessment	-	-	-	40,000	40,000	-	-	40,0
Field Trips	-	-	-	28,000	28,000	-	-	28,0
Transportation (student)	-	-	-	8,000	8,000	-	-	8,0
Student Services - other	-	-	-	2,000	2,000	-	-	2,0
Office Expense	-	-	-	42,500	42,500	-	-	42,5
Staff Development	-	-	-	32,500	32,500	-	-	32,5
Staff Recruitment	-	-	-	21,800	21,800	-	-	21,8
Student Recruitment / Marketing	-	-	-	15,000	15,000	-	-	15,0
School Meals / Lunch	-	-	-	98,422	98,422	-	-	98,4
Travel (Staff)	-	-	-	500	500	-	-	5
Fundraising	-	-	-	2,500	2,500	-	-	2,5
Other	-	-	-	2,500	2,500	-	-	2,5
TOTAL SCHOOL OPERATIONS	-	-	-	529,439	529,439	-	-	529,4

FACILITY OPERATION & MAINTENANCE

Insurance	-	-	-	27,000	27,000	-	-	27,0
Janitorial	-	-	-	-	-	-	-	-
Building and Land Rent / Lease / Facility Finance Interest	-	-	-	37,083	37,083	-	-	37,0
Repairs & Maintenance	-	-	-	42,771	42,771	-	-	42,7
Equipment / Furniture	-	-	-	-	-	-	-	-
Security	-	-	-	-	-	-	-	-
Utilities	-	-	-	3,063	3,063	-	-	3,0
TOTAL FACILITY OPERATION & MAINTENANCE	-	-	-	109,917	109,917	-	-	109,9

DEPRECIATION & AMORTIZATION

	-	-	-	73,312	73,312	-	-	73,3
--	---	---	---	--------	--------	---	---	------

RESERVES / CONTINGENCY

	-	-	-	-	-	-	-	-
--	---	---	---	---	---	---	---	---

TOTAL EXPENSES

	-	-	-	3,127,502	3,127,502	-	-	3,127,5
--	---	---	---	------------------	------------------	---	---	----------------

NEW YORK CITY CHARTER SCHOOL OF THE A
Budget / Operating Plan

2017-18

Total Revenue	-	-	-	3,131,091	(3,131,091)	-	-	3,131,0
Total Expenses	-	-	-	3,127,502	3,127,502	-	-	3,127,5
Net Income	-	-	-	3,589	(3,589)	-	-	3,5
Actual Student Enrollment	-	-	-			-	-	

TOTALS AND VARIANCE ANALYSIS

*NOTE: Enrollment, Revenue and Expenditure Data IN the 'Total and Variance Analysis' Section is Based on LAST ACTUAL Quarter Completed		Current	Actual		Actual	Original	Actual	
		Budget	vs.	Current	vs.	Budget	vs.	Original
	Actual	(Current	Current	Budget - TY	Current	(Current	Original	Budget -
		Quarter)	Budget		Budget TY	Quarter)	Budget	
NET INCOME	-	-	-	3,589	(3,589)	-	-	3,5

		NEW YORK CITY CHARTER SCHOOLS OF THE A							
		Budget / Operating Plan							
		2017-18							
Total Revenue		-	-	-	3,131,091	(3,131,091)	-	-	3,131,0
Total Expenses		-	-	-	3,127,502	3,127,502	-	-	3,127,5
Net Income		-	-	-	3,589	(3,589)	-	-	3,5
Actual Student Enrollment		-	-	-	-	-	-	-	-
		TOTALS AND VARIANCE ANALYSIS							
*NOTE: Enrollment, Revenue and Expenditure Data IN the 'Total and Variance Analysis' Section is Based on LAST ACTUAL Quarter Completed		TOTALS AND VARIANCE ANALYSIS							
		Actual	Current Budget (Current Quarter)	Actual vs. Current Budget	Current Budget - TY	Actual vs. Current Budget TY	Original Budget (Current Quarter)	Actual vs. Original Budget	Original Budget -
ENROLLMENT - *School Districts Are Linked To Above Entries*		* Enrollment Data Based on Last Actual Quarter Completed							
NYC CHANCELLOR'S OFFICE		-	-	-	-	-	-	-	-
-		-	-	-	-	-	-	-	-
-		-	-	-	-	-	-	-	-
-		-	-	-	-	-	-	-	-
-		-	-	-	-	-	-	-	-
-		-	-	-	-	-	-	-	-
-		-	-	-	-	-	-	-	-
-		-	-	-	-	-	-	-	-
-		-	-	-	-	-	-	-	-
-		-	-	-	-	-	-	-	-
-		-	-	-	-	-	-	-	-
-		-	-	-	-	-	-	-	-
-		-	-	-	-	-	-	-	-
-		-	-	-	-	-	-	-	-
-		-	-	-	-	-	-	-	-
ALL OTHER School Districts: (Count = 0)		-	-	-	-	-	-	-	-
TOTAL ENROLLMENT		-	-	-	-	-	-	-	-
REVENUE PER PUPIL		-	-	-	-	-	-	-	-
EXPENSES PER PUPIL		-	-	-	-	-	-	-	-

Total Revenue		(3,131,091)	-	-
Total Expenses		3,127,502	-	-
Net Income		(3,589)	-	-
Actual Student Enrollment			-	-
<p>*NOTE: Enrollment, Revenue and Expenditure Data IN the 'Total and Variance Analysis' Section is Based on LAST ACTUAL Quarter Completed</p>		<p>Actual vs. Original Budget TY</p>	<p>PY Actual (PY TY / No. of COMPLETED Actual CY</p>	<p>Actual CY vs. Actual PY</p>
REVENUE				
REVENUES FROM STATE SOURCES				
Per Pupil Revenue	CY Per Pupil Rate			
NYC CHANCELLOR'S OFFICE	14,527	(2,542,225)	-	-
-	-	-	-	-
-	-	-	-	-
-	-	-	-	-
-	-	-	-	-
-	-	-	-	-
-	-	-	-	-
-	-	-	-	-
-	-	-	-	-
-	-	-	-	-
-	-	-	-	-
-	-	-	-	-
-	-	-	-	-
-	-	-	-	-
-	-	-	-	-
ALL OTHER School Districts: (Count = 0)	-	-	-	-
TOTAL Per Pupil Revenue (Weighted Average Per Pupil Funding)	14,527	(2,542,225)	-	-
Special Education Revenue		(269,715)	-	-
Grants				
Stimulus		-	-	-
DYCD (Department of Youth and Community Development)		-	-	-
Other		(52,500)	-	-
NYC DoE Rental Assistance		-	-	-
Other		(1,354)	-	-
TOTAL REVENUE FROM STATE SOURCES		(2,865,795)	-	-
REVENUE FROM FEDERAL FUNDING				
IDEA Special Needs		(13,657)	-	-
Title I		(23,625)	-	-
Title Funding - Other		(4,674)	-	-
School Food Service (Free Lunch)		(38,738)	-	-
Grants				
Charter School Program (CSP) Planning & Implementation		-	-	-
Other		-	-	-

Total Revenue	(3,131,091)	-	-
Total Expenses	3,127,502	-	-
Net Income	(3,589)	-	-
Actual Student Enrollment		-	
<p>*NOTE: Enrollment, Revenue and Expenditure Data IN the 'Total and Variance Analysis' Section is Based on LAST ACTUAL Quarter Completed</p>			
	Actual vs. Original Budget TY	PY Actual (PY TY / No. of COMPLETED Actual CY	Actual CY vs. Actual PY
Other	-	-	-
TOTAL REVENUE FROM FEDERAL SOURCES	(80,694)	-	-
LOCAL and OTHER REVENUE			
Contributions and Donations	(100,000)	-	-
Fundraising	-	-	-
Erate Reimbursement	(26,310)	-	-
Earnings on Investments	-	-	-
Interest Income	-	-	-
Food Service (Income from meals)	(43,592)	-	-
Text Book	(14,700)	-	-
OTHER	-	-	-
TOTAL REVENUE FROM LOCAL and OTHER SOURCES	(184,602)	-	-
TOTAL REVENUE	(3,131,091)	-	-

Total Revenue	(3,131,091)	-	-
Total Expenses	3,127,502	-	-
Net Income	(3,589)	-	-
Actual Student Enrollment		-	
<p>*NOTE: Enrollment, Revenue and Expenditure Data IN the 'Total and Variance Analysis' Section is Based on LAST ACTUAL Quarter Completed</p>			
	Actual vs. Original Budget TY	PY Actual (PY TY / No. of COMPLETED Actual CY	Actual CY vs. Actual PY

EXPENSES	Quarter 0 No. of Positions			
ADMINISTRATIVE STAFF PERSONNEL COSTS				
Executive Management	-	125,000	-	-
Instructional Management	-	86,000	-	-
Deans, Directors & Coordinators	-	400,000	-	-
CFO / Director of Finance	-	-	-	-
Operation / Business Manager	-	80,000	-	-
Administrative Staff	-	120,000	-	-
TOTAL ADMINISTRATIVE STAFF	-	811,000	-	-
INSTRUCTIONAL PERSONNEL COSTS				
Teachers - Regular	-	571,198	-	-
Teachers - SPED	-	157,447	-	-
Substitute Teachers	-	-	-	-
Teaching Assistants	-	-	-	-
Specialty Teachers	-	170,000	-	-
Aides	-	-	-	-
Therapists & Counselors	-	80,047	-	-
Other	-	-	-	-
TOTAL INSTRUCTIONAL	-	978,692	-	-
NON-INSTRUCTIONAL PERSONNEL COSTS				
Nurse	-	-	-	-
Librarian	-	-	-	-
Custodian	-	-	-	-
Security	-	-	-	-
Other	-	18,000	-	-
TOTAL NON-INSTRUCTIONAL	-	18,000	-	-
SUBTOTAL PERSONNEL SERVICE COSTS	-	1,807,692	-	-
PAYROLL TAXES AND BENEFITS				
Payroll Taxes		138,288	-	-
Fringe / Employee Benefits		190,325	-	-
Retirement / Pension		18,558	-	-
TOTAL PAYROLL TAXES AND BENEFITS		347,171	-	-
TOTAL PERSONNEL SERVICE COSTS	-	2,154,863	-	-

S

Total Revenue	(3,131,091)	-	-
Total Expenses	3,127,502	-	-
Net Income	(3,589)	-	-
Actual Student Enrollment		-	

*NOTE: Enrollment, Revenue and Expenditure Data IN the 'Total and Variance Analysis' Section is Based on LAST ACTUAL Quarter Completed	S	Actual vs. Original Budget TY	PY Actual (PY TY / No. of COMPLETED Actual CY	Actual CY vs. Actual PY
---	----------	--------------------------------------	--	--------------------------------

CONTRACTED SERVICES	S	Actual vs. Original Budget TY	PY Actual (PY TY / No. of COMPLETED Actual CY	Actual CY vs. Actual PY
Accounting / Audit		25,000	-	-
Legal		15,000	-	-
Management Company Fee		-	-	-
Nurse Services		-	-	-
Food Service / School Lunch		-	-	-
Payroll Services		30,240	-	-
Special Ed Services		7,500	-	-
Titlment Services (i.e. Title I)		8,500	-	-
Other Purchased / Professional / Consulting		173,731	-	-
TOTAL CONTRACTED SERVICES		<u>259,971</u>	-	-

Total Revenue	(3,131,091)	-	-
Total Expenses	3,127,502	-	-
Net Income	(3,589)	-	-
Actual Student Enrollment		-	-
<p>*NOTE: Enrollment, Revenue and Expenditure Data IN the 'Total and Variance Analysis' Section is Based on LAST ACTUAL Quarter Completed</p>			
	Actual vs. Original Budget TY	PY Actual (PY TY / No. of COMPLETED Actual CY	Actual CY vs. Actual PY
SCHOOL OPERATIONS			
Board Expenses	1,000	-	-
Classroom / Teaching Supplies & Materials	45,420	-	-
Special Ed Supplies & Materials	3,000	-	-
Textbooks / Workbooks	10,780	-	-
Supplies & Materials other	43,000	-	-
Equipment / Furniture	20,000	-	-
Telephone	5,960	-	-
Technology	106,557	-	-
Student Testing & Assessment	40,000	-	-
Field Trips	28,000	-	-
Transportation (student)	8,000	-	-
Student Services - other	2,000	-	-
Office Expense	42,500	-	-
Staff Development	32,500	-	-
Staff Recruitment	21,800	-	-
Student Recruitment / Marketing	15,000	-	-
School Meals / Lunch	98,422	-	-
Travel (Staff)	500	-	-
Fundraising	2,500	-	-
Other	2,500	-	-
TOTAL SCHOOL OPERATIONS	529,439	-	-
FACILITY OPERATION & MAINTENANCE			
Insurance	27,000	-	-
Janitorial	-	-	-
Building and Land Rent / Lease / Facility Finance Interest	37,083	-	-
Repairs & Maintenance	42,771	-	-
Equipment / Furniture	-	-	-
Security	-	-	-
Utilities	3,063	-	-
TOTAL FACILITY OPERATION & MAINTENANCE	109,917	-	-
DEPRECIATION & AMORTIZATION	73,312	-	-
RESERVES / CONTINGENCY	-	-	-
TOTAL EXPENSES	3,127,502	-	-

\$
\$

Total Revenue	(3,131,091)	-	-
Total Expenses	3,127,502	-	-
Net Income	(3,589)	-	-
Actual Student Enrollment		-	
<p>*NOTE: Enrollment, Revenue and Expenditure Data IN the 'Total and Variance Analysis' Section is Based on LAST ACTUAL Quarter Completed</p>			
	Actual vs. Original Budget TY	PY Actual (PY TY / No. of COMPLETED Actual CY	Actual CY vs. Actual PY
NET INCOME	(3,589)	-	-

\$

Total Revenue	(3,131,091)	-	-
Total Expenses	3,127,502	-	=
Net Income	(3,589)	-	-
Actual Student Enrollment		-	

*NOTE: Enrollment, Revenue and Expenditure Data IN the 'Total and Variance Analysis' Section is Based on LAST ACTUAL Quarter Completed	Actual vs. Original Budget TY	PY Actual (PY TY / No. of COMPLETED Actual CY	Actual CY vs. Actual PY
---	--------------------------------------	--	--------------------------------

ENROLLMENT - *School Districts Are Linked To Above Entries*			
NYC CHANCELLOR'S OFFICE		-	-
-		-	-
-		-	-
-		-	-
-		-	-
-		-	-
-		-	-
-		-	-
-		-	-
-		-	-
-		-	-
-		-	-
-		-	-
-		-	-
-		-	-
-		-	-
-		-	-
-		-	-
-		-	-
ALL OTHER School Districts: (Count = 0)		-	-
TOTAL ENROLLMENT		-	-
REVENUE PER PUPIL		-	-
EXPENSES PER PUPIL		-	-



Annual Report Requirement
for SUNY Authorized Charter Schools
NEW YORK CITY CHARTER SCHOOL OF THE ARTS
2017-18

Administrative
expenditures per pupil:

\$0.00

Per NYS Statute

Administrative expenditures per pupil: the sum of all general administration salaries and other general administration expenditures divided by the total number of enrolled students. Employee benefit costs or expenditures should not be reported here.

***NOTE: THIS TAB ONLY NEEDS TO BE COMPLETED FOR Q4**

**Disclosure of Financial Interest by a Current or Proposed Charter School
Education Corporation Trustee**

Trustee Name:
Danal Abrams

Name of Charter School Education Corporation (for an unmerged school, this is the Charter School Name):
New York City Charter School of the Arts

1. List all positions held on the education corporation board (e.g., president, treasurer, parent representative).

Board chair

2. Is the trustee an employee of any school operated by the Education Corporation?
 Yes No

If **Yes**, for each school, please provide a description of the position(s) you hold, your responsibilities, your salary and your start date.

3. Is the trustee an employee or agent of the management company or institutional partner of the charter school(s) governed by the Education Corporation?

Yes No

If **Yes**, for each school, please provide a description of the position(s) you hold, your responsibilities, your salary and your start date.

4. Identify each interest/transaction (and provide the requested information) that you or any of your immediate family members or any persons who live with you in your house have held or engaged in with the charter school(s) governed by the Education Corporation during the time you have served on the board, and in the six-month period prior to such service. If there has been no such financial interest or transaction, write **None**. Please note that if you answered **Yes** to Questions 2-4 above, you need not disclose again your employment status, salary, etc.

Date(s)	Nature of Financial Interest/Transaction	Steps taken to avoid a conflict of interest, (e.g., did not vote, did not participate in discussion)	Name of person holding interest or engaging in transaction and relationship to yourself
NONE	NONE	NONE	NONE

5. Identify each individual, business, corporation, union association, firm, partnership, committee proprietorship, franchise holding company, joint stock company, business or real estate trust, non-profit organization, or other organization or group of people doing business with the school(s) governed by the Education Corporation and in which such entity, during the time of your tenure as a trustee, you and/or your immediate family member(s) or person(s) living in your house had a financial interest or other relationship. If you are a member, director, officer or employee of an organization formally partnered with the school(s) that is/are doing business with the school(s) through a management or services agreement, please identify only the name of the organization, your position in the organization, and the relationship between such organization and the school(s). If there was no financial interest, write **None**.

Organization conducting business with the school(s)	Nature of business conducted	Approximate value of the business conducted	Name of Trustee and/or immediate family member of household holding an interest in the organization conducting business with the school(s) and the nature of the interest	Steps Taken to Avoid Conflict of Interest
NONE	NONE	NONE	NONE	NONE

David F. O'Quinn

7/20/2017

Signature

Date

Please note that this document is considered a public record and as such, may be made available to members of the public upon request under the Freedom of Information Law. Personal contact information provided below will be redacted.


Business Telephone

Business Address

E-mail Address

Home Telephone

Home Address



**Disclosure of Financial Interest by a Current or Proposed Charter School
Education Corporation Trustee**

Trustee Name:
Laura Blankfein

Name of Charter School Education Corporation (for an unmerged school, this is the Charter School Name):
New York City Charter School of the Arts

1. List all positions held on the education corporation board (e.g., president, treasurer, parent representative).

Vice chair

2. Is the trustee an employee of any school operated by the Education Corporation?
 Yes No

If **Yes**, for each school, please provide a description of the position(s) you hold, your responsibilities, your salary and your start date.

3. Is the trustee an employee or agent of the management company or institutional partner of the charter school(s) governed by the Education Corporation?

Yes No

If **Yes**, for each school, please provide a description of the position(s) you hold, your responsibilities, your salary and your start date.

4. Identify each interest/transaction (and provide the requested information) that you or any of your immediate family members or any persons who live with you in your house have held or engaged in with the charter school(s) governed by the Education Corporation during the time you have served on the board, and in the six-month period prior to such service. If there has been no such financial interest or transaction, write **None**. Please note that if you answered **Yes** to Questions 2-4 above, you need not disclose again your employment status, salary, etc.

Date(s)	Nature of Financial Interest/Transaction	Steps taken to avoid a conflict of interest, (e.g., did not vote, did not participate in discussion)	Name of person holding interest or engaging in transaction and relationship to yourself
NONE	NONE	NONE	NONE

5. Identify each individual, business, corporation, union association, firm, partnership, committee proprietorship, franchise holding company, joint stock company, business or real estate trust, non-profit organization, or other organization or group of people doing business with the school(s) governed by the Education Corporation **and** in which such entity, during the time of your tenure as a trustee, you and/or your immediate family member(s) or person(s) living in your house had a financial interest or other relationship. If you are a member, director, officer or employee of an organization formally partnered with the school(s) that is/are doing business with the school(s) through a management or services agreement, please identify only the name of the organization, your position in the organization, and the relationship between such organization and the school(s). If there was no financial interest, write **None**.

Organization conducting business with the school(s)	Nature of business conducted	Approximate value of the business conducted	Name of Trustee and/or immediate family member of household holding an interest in the organization conducting business with the school(s) and the nature of the interest	Steps Taken to Avoid Conflict of Interest
NONE	NONE	NONE	NONE	NONE

Signature Sam Bluf Date 7/12/17

Please note that this document is considered a public record and as such, may be made available to members of the public upon request under the Freedom of Information Law. Personal contact information provided below will be redacted.


Business Telephone: _____

Business Address: _____

E-mail Address: _____

Home Telephone: _____

Home Address: _____



Disclosure of Financial Interest by a Current or Proposed Charter School Education Corporation Trustee

Trustee Name:
Jim Chu

Name of Charter School Education Corporation (for an unmerged school, this is the Charter School Name):
New York City Charter School of the Arts

1. List all positions held on the education corporation board (e.g., president, treasurer, parent representative).

2. Is the trustee an employee of any school operated by the Education Corporation?
 Yes No

If Yes, for each school, please provide a description of the position(s) you hold, your responsibilities, your salary and your start date.

3. Is the trustee an employee or agent of the management company or institutional partner of the charter school(s) governed by the Education Corporation?
 Yes No

If Yes, for each school, please provide a description of the position(s) you hold, your responsibilities, your salary and your start date.

4. Identify each interest/transaction (and provide the requested information) that you or any of your immediate family members or any persons who live with you in your house have held or engaged in with the charter school(s) governed by the Education Corporation during the time you have served on the board, and in the six-month period prior to such service. If there has been no such financial interest or transaction, write None. Please note that if you answered Yes to Questions 2-4 above, you need not disclose again your employment status, salary, etc.

Date(s)	Nature of Financial Interest/Transaction	Steps taken to avoid a conflict of interest, (e.g., did not vote, did not participate in discussion)	Name of person holding interest or engaging in transaction and relationship to yourself
NONE	NONE	NONE	NONE

5. Identify each individual, business, corporation, union association, firm, partnership, committee proprietorship, franchise holding company, joint stock company, business or real estate trust, non-profit organization, or other organization or group of people doing business with the school(s) governed by the Education Corporation and in which such entity, during the time of your tenure as a trustee, you and/or your immediate family member(s) or person(s) living in your house had a financial interest or other relationship. If you are a member, director, officer or employee of an organization formally partnered with the school(s) that is/are doing business with the school(s) through a management or services agreement, please identify only the name of the organization, your position in the organization, and the relationship between such organization and the school(s). If there was no financial interest, write None.

Organization conducting business with the school(s)	Nature of business conducted	Approximate value of the business conducted	Name of Trustee and/or immediate family member of household holding an interest in the organization conducting business with the school(s) and the nature of the interest	Steps Taken to Avoid Conflict of Interest
NONE	NONE	NONE	NONE	NONE




 Date

Please note that this document is considered a public record and as such, may be made available to members of the public upon request under the Freedom of Information Law. Personal contact information provided below will be redacted.

Business Telephone:
Business Address:
E-mail Address:
Home Telephone:
Home Address:

**Disclosure of Financial Interest by a Current or Proposed Charter School
Education Corporation Trustee**

Trustee Name:
Jose de Jesus

**Name of Charter School Education Corporation (for an unmerged school, this is
the Charter School Name):**
New York City Charter School of the Arts

- List all positions held on the education corporation board (e.g., president, treasurer, parent representative).
Leads project oversight
- Is the trustee an employee of any school operated by the Education Corporation?
 Yes No

If **Yes**, for each school, please provide a description of the position(s) you hold, your responsibilities, your salary and your start date.

- Is the trustee an employee or agent of the management company or institutional partner of the charter school(s) governed by the Education Corporation?
 Yes No

If **Yes**, for each school, please provide a description of the position(s) you hold, your responsibilities, your salary and your start date.

- Identify each interest/transaction (and provide the requested information) that you or any of your immediate family members or any persons who live with you in your house have held or engaged in with the charter school(s) governed by the Education Corporation during the time you have served on the board, and in the six-month period prior to such service. If there has been no such financial interest or transaction, write **None**. Please note that if you answered **Yes** to Questions 2-4 above, you need not disclose again your employment status, salary, etc.

Date(s)	Nature of Financial Interest/Transaction	Steps taken to avoid a conflict of interest, (e.g., did not vote, did not participate in discussion)	Name of person holding interest or engaging in transaction and relationship to yourself
NONE	NONE	NONE	NONE

5. Identify each individual, business, corporation, union association, firm, partnership, committee proprietorship, franchise holding company, joint stock company, business or real estate trust, non-profit organization, or other organization or group of people doing business with the school(s) governed by the Education Corporation and in which such entity, during the time of your tenure as a trustee, you and/or your immediate family member(s) or person(s) living in your house had a financial interest or other relationship. If you are a member, director, officer or employee of an organization formally partnered with the school(s) that is/are doing business with the school(s) through a management or services agreement, please identify only the name of the organization, your position in the organization, and the relationship between such organization and the school(s). If there was no financial interest, write **None**.

Organization conducting business with the school(s)	Nature of business conducted	Approximate value of the business conducted	Name of Trustee and/or immediate family member of household holding an interest in the organization conducting business with the school(s) and the nature of the interest	Steps Taken to Avoid Conflict of Interest
NONE	NONE	NONE	NONE	NONE

Signature

MD

Date

7/13/17

Please note that this document is considered a public record and as such, may be made available to members of the public upon request under the Freedom of Information Law. Personal contact information provided below will be redacted.


Business Telephone:

Business Address:

E-mail Address:

Home Telephone:

Home Address:



**Disclosure of Financial Interest by a Current or Proposed Charter School
Education Corporation Trustee**

Trustee Name:
Matthias Ederer

**Name of Charter School Education Corporation (for an unmerged school, this is
the Charter School Name):**
New York City Charter School of the Arts

1. List all positions held on the education corporation board (e.g., president, treasurer, parent representative).

Treasurer

2. Is the trustee an employee of any school operated by the Education Corporation?
 Yes No

If Yes, for each school, please provide a description of the position(s) you hold, your responsibilities, your salary and your start date.

3. Is the trustee an employee or agent of the management company or institutional partner of the charter school(s) governed by the Education Corporation?

Yes No

If Yes, for each school, please provide a description of the position(s) you hold, your responsibilities, your salary and your start date.

4. Identify each interest/transaction (and provide the requested information) that you or any of your immediate family members or any persons who live with you in your house have held or engaged in with the charter school(s) governed by the Education Corporation during the time you have served on the board, and in the six-month period prior to such service. If there has been no such financial interest or transaction, write **None**. Please note that if you answered **Yes** to Questions 2-4 above, you need not disclose again your employment status, salary, etc.

Date(s)	Nature of Financial Interest/Transaction	Steps taken to avoid a conflict of interest, (e.g., did not vote, did not participate in discussion)	Name of person holding interest or engaging in transaction and relationship to yourself
NONE	NONE	NONE	NONE


5. Identify each individual, business, corporation, union association, firm, partnership, committee proprietorship, franchise holding company, joint stock company, business or real estate trust, non-profit organization, or other organization or group of people doing business with the school(s) governed by the Education Corporation and in which such entity, during the time of your tenure as a trustee, you and/or your immediate family member(s) or person(s) living in your house had a financial interest or other relationship. If you are a member, director, officer or employee of an organization formally partnered with the school(s) that is/are doing business with the school(s) through a management or services agreement, please identify only the name of the organization, your position in the organization, and the relationship between such organization and the school(s). If there was no financial interest, write **None**.


Organization conducting business with the school(s)	Nature of business conducted	Approximate value of the business conducted	Name of Trustee and/or immediate family member of household holding an interest in the organization conducting business with the school(s) and the nature of the interest	Steps Taken to Avoid Conflict of Interest
NONE	NONE	NONE	NONE	NONE



Signature


7/12/2017
Date


Please note that this document is considered a public record and as such, may be made available to members of the public upon request under the Freedom of Information Law. Personal contact information provided below will be redacted.

Business Telephone: 

Business Address: 

E-mail Address: 

Home Telephone: 

Home Address: 

**Disclosure of Financial Interest by a Current or Proposed Charter School
Education Corporation Trustee**

Trustee Name:
Adam Falkner

**Name of Charter School Education Corporation (for an unmerged school, this is
the Charter School Name):**
New York City Charter School of the Arts

- List all positions held on the education corporation board (e.g., president, treasurer, parent representative).
- Is the trustee an employee of any school operated by the Education Corporation?
 Yes No

If **Yes**, for each school, please provide a description of the position(s) you hold, your responsibilities, your salary and your start date.

- Is the trustee an employee or agent of the management company or institutional partner of the charter school(s) governed by the Education Corporation?
 Yes No

If **Yes**, for each school, please provide a description of the position(s) you hold, your responsibilities, your salary and your start date.

- Identify each interest/transaction (and provide the requested information) that you or any of your immediate family members or any persons who live with you in your house have held or engaged in with the charter school(s) governed by the Education Corporation during the time you have served on the board, and in the six-month period prior to such service. If there has been no such financial interest or transaction, write **None**. Please note that if you answered **Yes** to Questions 2-4 above, you need not disclose again your employment status, salary, etc.

Date(s)	Nature of Financial Interest/Transaction	Steps taken to avoid a conflict of interest, (e.g., did not vote, did not participate in discussion)	Name of person holding interest or engaging in transaction and relationship to yourself
NONE	NONE	NONE	NONE

5. Identify each individual, business, corporation, union association, firm, partnership, committee proprietorship, franchise holding company, joint stock company, business or real estate trust, non-profit organization, or other organization or group of people doing business with the school(s) governed by the Education Corporation and in which such entity, during the time of your tenure as a trustee, you and/or your immediate family member(s) or person(s) living in your house had a financial interest or other relationship. If you are a member, director, officer or employee of an organization formally partnered with the school(s) that is/are doing business with the school(s) through a management or services agreement, please identify only the name of the organization, your position in the organization, and the relationship between such organization and the school(s). If there was no financial interest, write None.

Organization conducting business with the school(s)	Nature of business conducted	Approximate value of the business conducted	Name of Trustee and/or immediate family member of household holding an interest in the organization conducting business with the school(s) and the nature of the interest	Steps Taken to Avoid Conflict of Interest
NONE	NONE	NONE	NONE	NONE

Signature 

Date 7/12/11

Please note that this document is considered a public record and as such, may be made available to members of the public upon request under the Freedom of Information Law. Personal contact information provided below will be redacted.

Business Telephone: 

Business Address: 

E-mail Address: 

Home Telephone: 

Home Address: 

Disclosure of Financial Interest by a Current or Proposed Charter School Education Corporation Trustee

Trustee Name:
Benjamin Gliklich

Name of Charter School Education Corporation (for an unmerged school, this is the Charter School Name):
New York City Charter School of the Arts

1. List all positions held on the education corporation board (e.g., president, treasurer, parent representative).

Secretary

2. Is the trustee an employee of any school operated by the Education Corporation?
 Yes No

If **Yes**, for each school, please provide a description of the position(s) you hold, your responsibilities, your salary and your start date.

3. Is the trustee an employee or agent of the management company or institutional partner of the charter school(s) governed by the Education Corporation?

Yes No

If **Yes**, for each school, please provide a description of the position(s) you hold, your responsibilities, your salary and your start date.

4. Identify each interest/transaction (and provide the requested information) that you or any of your immediate family members or any persons who live with you in your house have held or engaged in with the charter school(s) governed by the Education Corporation during the time you have served on the board, and in the six-month period prior to such service. If there has been no such financial interest or transaction, write **None**. Please note that if you answered **Yes** to Questions 2-4 above, you need not disclose again your employment status, salary, etc.

Date(s)	Nature of Financial Interest/Transaction	Steps taken to avoid a conflict of interest, (e.g., did not vote, did not participate in discussion)	Name of person holding interest or engaging in transaction and relationship to yourself
NONE	NONE	NONE	NONE

5. Identify each individual, business, corporation, union association, firm, partnership, committee proprietorship, franchise holding company, joint stock company, business or real estate trust, non-profit organization, or other organization or group of people doing business with the school(s) governed by the Education Corporation **and** in which such entity, during the time of your tenure as a trustee, you and/or your immediate family member(s) or person(s) living in your house had a financial interest or other relationship. If you are a member, director, officer or employee of an organization formally partnered with the school(s) that is/are doing business with the school(s) through a management or services agreement, please identify only the name of the organization, your position in the organization, and the relationship between such organization and the school(s). If there was no financial interest, write **None**.

Organization conducting business with the school(s)	Nature of business conducted	Approximate value of the business conducted	Name of Trustee and/or immediate family member of household holding an interest in the organization conducting business with the school(s) and the nature of the interest	Steps Taken to Avoid Conflict of Interest
NONE	NONE	NONE	NONE	NONE


Ben Gill

July 12, 2017

Signature

Date

Please note that this document is considered a public record and as such, may be made available to members of the public upon request under the Freedom of Information Law. Personal contact information provided below will be redacted.



Disclosure of Financial Interest by a Current or Proposed Charter School Education Corporation Trustee

Trustee Name:
Randall Iserman

Name of Charter School Education Corporation (for an unmerged school, this is the Charter School Name):
New York City Charter School of the Arts

1. List all positions held on the education corporation board (e.g., president, treasurer, parent representative).
Treasurer
2. Is the trustee an employee of any school operated by the Education Corporation?
 Yes No

If **Yes**, for each school, please provide a description of the position(s) you hold, your responsibilities, your salary and your start date.

3. Is the trustee an employee or agent of the management company or institutional partner of the charter school(s) governed by the Education Corporation?
 Yes No

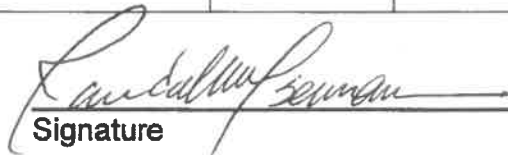
If **Yes**, for each school, please provide a description of the position(s) you hold, your responsibilities, your salary and your start date.

4. Identify each interest/transaction (and provide the requested information) that you or any of your immediate family members or any persons who live with you in your house have held or engaged in with the charter school(s) governed by the Education Corporation during the time you have served on the board, and in the six-month period prior to such service. If there has been no such financial interest or transaction, write **None**. Please note that if you answered **Yes** to Questions 2-4 above, you need not disclose again your employment status, salary, etc.

Date(s)	Nature of Financial Interest/Transaction	Steps taken to avoid a conflict of interest, (e.g., did not vote, did not participate in discussion)	Name of person holding interest or engaging in transaction and relationship to yourself
NONE	NONE	NONE	NONE

5. Identify each individual, business, corporation, union association, firm, partnership, committee proprietorship, franchise holding company, joint stock company, business or real estate trust, non-profit organization, or other organization or group of people doing business with the school(s) governed by the Education Corporation and in which such entity, during the time of your tenure as a trustee, you and/or your immediate family member(s) or person(s) living in your house had a financial interest or other relationship. If you are a member, director, officer or employee of an organization formally partnered with the school(s) that is/are doing business with the school(s) through a management or services agreement, please identify only the name of the organization, your position in the organization, and the relationship between such organization and the school(s). If there was no financial interest, write **None**.

Organization conducting business with the school(s)	Nature of business conducted	Approximate value of the business conducted	Name of Trustee and/or immediate family member of household holding an interest in the organization conducting business with the school(s) and the nature of the interest	Steps Taken to Avoid Conflict of Interest
NONE	NONE	NONE	NONE	NONE


Signature

7/21/17
Date

Please note that this document is considered a public record and as such, may be made available to members of the public upon request under the Freedom of Information Law. Personal contact information provided below will be redacted.

Business Telephone

Business Address

E-mail Address

Home Telephone

Home Address



Disclosure of Financial Interest by a Current or Proposed Charter School Education Corporation Trustee

Trustee Name:
Daniel Hew

Name of Charter School Education Corporation (for an unmerged school, this is the Charter School Name):
New York City Charter School of the Arts

1. List all positions held on the education corporation board (e.g., president, treasurer, parent representative).

CSA BOARD MEMBER/TRUSTEE

2. Is the trustee an employee of any school operated by the Education Corporation?
 Yes No

If Yes, for each school, please provide a description of the position(s) you hold, your responsibilities, your salary and your start date.

3. Is the trustee an employee or agent of the management company or institutional partner of the charter school(s) governed by the Education Corporation?

Yes No

If Yes, for each school, please provide a description of the position(s) you hold, your responsibilities, your salary and your start date.

4. Identify each interest/transaction (and provide the requested information) that you or any of your immediate family members or any persons who live with you in your house have held or engaged in with the charter school(s) governed by the Education Corporation during the time you have served on the board, and in the six-month period prior to such service. If there has been no such financial interest or transaction, write **None**. Please note that if you answered **Yes** to Questions 2-4 above, you need not disclose again your employment status, salary, etc.

Date(s)	Nature of Financial Interest/Transaction	Steps taken to avoid a conflict of interest, (e.g., did not vote, did not participate in discussion)	Name of person holding interest or engaging in transaction and relationship to yourself
NONE	NONE	NONE	NONE

5. Identify each individual, business, corporation, union association, firm, partnership, committee proprietorship, franchise holding company, joint stock company, business or real estate trust, non-profit organization, or other organization or group of people doing business with the school(s) governed by the Education Corporation **and** in which such entity, during the time of your tenure as a trustee, you and/or your immediate family member(s) or person(s) living in your house had a financial interest or other relationship. If you are a member, director, officer or employee of an organization formally partnered with the school(s) that is/are doing business with the school(s) through a management or services agreement, please identify only the name of the organization, your position in the organization, and the relationship between such organization and the school(s). If there was no financial interest, write **None**.

Organization conducting business with the school(s)	Nature of business conducted	Approximate value of the business conducted	Name of Trustee and/or immediate family member of household holding an interest in the organization conducting business with the school(s) and the nature of the interest	Steps Taken to Avoid Conflict of Interest
NONE	NONE	NONE	NONE	NONE


7/26/17

 Signature Date

Please note that this document is considered a public record and as such, may be made available to members of the public upon request under the Freedom of Information Law. Personal contact information provided below will be redacted.

Business Telephone:
Business Address:
E-mail Address:
Home Telephone:
Home Address:



Entry 9 BOT Table

Created: 07/05/2017 • Last updated: 07/26/2017

(tab across or use scroll bar at bottom of table)

1. Current Board Member Information

	Trustee Name	Email Addresses	Position on the Board	Committee Affiliations	Voting Member Per By-Laws? (Y/N)	Area of Expertise, and/or Additional Role at School (parent, staff member, etc.)	Number of Terms Served and Length of Each (Include election date and term expiration)	Number of Board Mtgs Attended during 2016-17?
1	Danal Abrams		Chair/ Board President	Finance Committee	Yes	Law, management	1; 1/1/16; N/A	9
2	Laura Blankfein		Vice Chair/ Vice President	Nominating	Yes	School reform, board management, philanthropy	1; 1/1/16; N/A	8
3	Jim Chu		Trustee/Member	Real Estate	Yes	real estate; arts education	1; 1/1/16; N/A	9
4	Jose De Jesus		Trustee/Member	Program	Yes	Education leadership	1; 1/1/16; N/A	6
5	Matthias		Treasurer	Finance	Yes	Finance;	1; 1/1/16;	7

	Ederer		rer	Commi ttee		music	N/A	
6	Adam Falkner		Truste e/Mem ber	Progra m	Yes	Educat ion; school leader ship; arts educat ion	1; 1/1/16; N/A	6
7	Benja min Gliklic h		Secret ary	Secret ary	Yes	Financ e	1; 1/1/16; N/A	5 or less
8	Daniel Hew		Truste e/Mem ber	Progra m	Yes	Educat ion; charter school s; college prep	1; 1/1/16; N/A	6
9	Randal l Iserma n		Truste e/Mem ber	Progra m / Nomin ating	Yes	Charte r sector	0;4/1/2 017; N/A	5 or less
10								
11								
12								
13								
14								
15								
16								
17								
18								
19								
20								

2. Total Number of Members on June 30, 2016 8

3. Total Number of Members 1
Joining the Board 2016-17 School Year

4. Total Number of Members 0
Departing the Board during the 2016-17 School Year

5. Number of Voting Members 9
2016-17, as set by the by-laws, resolution or minutes

6. Number of Board Meetings 10
Conducted in the 2016-17 School Year

7. Number of Board Meetings 12
Scheduled for the [2017-18](#) School Year

Thank you.



Entry 11 Enrollment and Retention of Special Populations

Created: 07/24/2017 • Last updated: 07/26/2017

Instructions for Reporting Enrollment and Retention Strategies

Describe the efforts the charter school has made in 2016-2017 toward meeting targets to attract and retain enrollment of students with disabilities, English language learners, and students who are economically disadvantaged. In addition, describe the school’s plans for meeting or making progress toward meeting its enrollment and retention targets in 2017-2018.

Recruitment/Attraction Efforts Toward Meeting Targets

	Describe Efforts Toward Meeting Recruitment Targets 2016-17)	Describe Plans Toward Meeting Recruitment Targets 2017-18)
Economically Disadvantaged	To recruit Economically Disadvantaged students in 2016-17, the school hosted tours and information sessions to inform families of prospective students and community members about its program. The school team also visited community organizations that serve disadvantaged families and shared information about the services they provide that help to ensure that economically disadvantaged students have equal opportunities and access to all programs regardless of their ability to pay. Outreach sessions were publicized using flyers, signage at the school and community organizations, and neighborhood canvassing.	In addition to continuing the efforts employed in 2016-17, the school intends to adopt a lottery preference for students eligible for free and reduced price lunch. This preference will be advertised in all promotional materials and noted in information sessions and school tours.
English Language Learners	To recruit English Language Learners, the school team ensured that information about the school's supports for ELL students was highlighted in all information sessions and in printed materials. Translation services were offered for school tours and information sessions, and promotional materials were translated into other languages spoken in our target neighborhood. Given the geographic location of the proposed school and the surrounding demographics, the application was made available in English, Spanish, and Mandarin. For any parent that requested assistance in	In addition to continuing the efforts employed in 2016-17, the school intends to adopt a lottery preference for students who qualify as having limited English proficiency. This preference will be advertised in all promotional materials and noted in information sessions and school tours.

	<p>completing the application, the Director of Operations or any applicable multi-lingual school staff provided help. The school also hired translators throughout the admission period if a multi-lingual staff member was unavailable.</p>	
<p>Students with Disabilities</p>	<p>To recruit Students with Disabilities, the school included information about its special education and Response to Intervention programs in all promotional materials. All team members who attended information sessions were well versed on the school's supports for students with special needs so that prospective families could ask questions about how their students would be supported. The school also worked to develop relationships with the Committee on Special Education and with elementary schools in the neighborhood that serve high levels of Students with Disabilities.</p>	<p>In addition to continuing the efforts employed in 2016-17, the school intends to adopt a lottery preference for students who require accommodations as articulated in an Individual Education Program (IEP). This preference will be advertised in all promotional materials and noted in information sessions and school tours.</p>

Retention Efforts Toward Meeting Targets

	Describe Efforts Toward Meeting Retention Targets 2016-17)	Describe Plans Toward Meeting Retention Targets 2017-18)
<p>Economically Disadvantaged</p>	<p>To retain Economically Disadvantaged students, NYCCSA covered the cost of program fees, such as field trip expenses and uniform fees, for any families who were unable to pay, therefore ensuring that all students were able to fully participate in the school community regardless of their family's economic status. The school also maintained close relationships with families and reached out to families that they suspected may be experiencing financial hardship to share information about the services and supports that were available to them.</p>	<p>As the retention strategies for this subgroup of students have been successful to date, the school will use the same strategies in 2017-18.</p>
	<p>As part of our efforts to retain English Language Learners, all new families received the Home Language Survey to assess if a student's native language is not English, or if a language other than English is spoken in the home. If a student was so identified, NYCCSA worked with the city to administer the New York State Identification Test for English Language Learners (NYSITELL) to determine if a student requires English language support. NYCCSA communicated with families throughout this process and</p>	

<p>English Language Learners</p>	<p>determined appropriate language support based on a student's performance on the NYSITELL, as well as on overall student performance through NYCCSA's Rtl process. If a student was found eligible for ELL services, they were given the New York State English as a Second Language Achievement Test (NYSESLAT) to track their progress and determine continued eligibility for services.</p> <p>All assessment results were shared with families, through an in-person meeting whenever possible. All service decisions, results in student growth, and other information were shared at these meeting. As the Director of Student Support worked with staff to develop individual plans for ELL students, this information was also shared with parents in writing and in person, through the support of a translator. NYCCSA also conducted regular surveys in order to gain insight as to families' satisfaction with the services provided their students.</p>	<p>To retain English Language Learners in 2017-18, the school intends to implement similar services as outlined for 2016-17. However, student progress will be continually monitored through interim assessments, and program revisions will be made if performance data indicates a need for additional services.</p>
<p>Students with Disabilities</p>	<p>To retain Students with Disabilities, NYCCSA provided instruction to students with disabilities in the least restrictive environment, subject to the requirements included in each student's IEP (in accordance with all applicable federal and state laws and regulations, e.g. The Individuals with Disabilities Education Act (IDEA)).</p> <p>The school employed a Special Education Teacher for the 6th Grade that provided both push-in and pull-out support, allowing us to serve students in the least restrictive environment, with the added support of our Rtl process. Parents received frequent updates on their child's progress though conferences and ongoing reports. If a review revealed that a student's IEP was no longer appropriate to the child's needs, the CST worked with the CSE to review, reevaluate, or adapt the IEP in order to best serve the student. A Social Worker was also hired to provide counseling services for students.</p>	<p>To retain Students with Disabilities in 2017-18, the school intends to implement similar services as outlined for 2016-17. However, student progress will be continually monitored through interim assessments, and program revisions will be made if performance data indicates a need for additional services.</p>



Entry 12 Classroom Teacher and Administrator Attrition

Last updated: 07/05/2017

Report changes in teacher and administrator staffing.

Instructions for completing the Classroom Teacher and Administrator Attrition Tables

Charter schools must complete the two tables named 2016-2017 Classroom Teacher and Administrator Attrition to report changes in teacher and administrator staffing in 2016-2017. Please provide the full time equivalent (FTE) of staff on June 30, 2016; the FTE for any departed staff from July 1, 2016 through June 30, 2017; the FTE for added staff from July 1, 2016 through June 30, 2017; and the FTE of staff added in newly created positions from July 1, 2016 through June 30, 2017 using the two tables provided.

Classroom Teacher Attrition Table

	FTE Classroom Teachers on June 30, 2016	FTE Classroom Teachers Departed 7/1/16 - 6/30/17	FTE Classroom Teachers Filling Vacant Positions 7/1/16 - 6/30/17	FTE Classroom Teachers Added in New Positions 7/1/16 - 6/30/17	FTE of Classroom Teachers on June 30, 2017
	0	3	0	7	4

Administrator Position Attrition Table

	FTE Administrative Positions on June 30, 2016	FTE Administrators Departed 7/1/16 - 6/30/17	FTE Administrators Filling Vacant Positions 7/1/16 - 6/30/17	FTE Administrators Added in New Positions 7/1/16 - 6/30/17	FTE Administrative Positions on June 30, 2017
	5	2	0	4	7

Thank you

New York City Charter School of the Arts

August				
	1	2	3	4
7	8	9	10	11
14	15	16	17	18
21	22	23	24	25
28	29	30	31	

September				
				1
4	5	6	7	8
11	12	13	14	15
18	19	20	21	22
25	26	27	28	29

October				
2	3	4	5	6
9	10	11	12	13
16	17	18	19	20
23	24	25	26	27
30	31			

November				
		1	2	3
6	7	8	9	10
13	14	15	16	17
20	21	22	23	24
27	28	29	30	

December				
				1
4	5	6	7	8
11	12	13	14	15
18	19	20	21	22
25	26	27	28	29

January				
1	2	3	4	5
8	9	10	11	12
15	16	17	18	19
22	23	24	25	26
29	30	31		

February				
			1	2
5	6	7	8	9
12	13	14	15	16
19	20	21	22	23
26	27	28		

March				
			1	2
5	6	7	8	9
12	13	14	15	16
19	20	21	22	23
26	27	28	29	30

April				
2	3	4	5	6
9	10	11	12	13
16	17	18	19	20
23	24	25	26	27
30				

May				
	1	2	3	4
7	8	9	10	11
14	15	16	17	18
21	22	23	24	25
28	29	30	31	

June				
				1
4	5	6	7	8
11	12	13	14	15
18	19	20	21	22
25	26	27	28	29

Dates	Notes
9-Aug	Start Date - New Staff
14-Aug	Start Date - Returning Staff
8/24 - 8/25	Staff at Camp
31-Aug	First Day of School - 6th Grade
4-Sep	No School - Labor Day
5-Sep	First Day of School - 7th Grade
14-Sep	Back to School Night
21-Sep	No School - Rosh Hashanah
22-Sep	No School - Rosh Hashanah
9/28 - 9/29	Whole School at Camp
9-Oct	No School - Natives Day
22-Nov	No School - Thanksgiving
23-Nov	No School - Thanksgiving
24-Nov	No School - Thanksgiving
27-Nov	Staff Development - No Students
1-Dec	Trimester 1 Ends
4-Dec	Trimester 2 Begins
22-Dec	First Day of Winter Break
2-Jan	Staff Development - No Students
15-Jan	No School - Dr. Martin Luther King, Jr. Day
1/25 - 1/26	6th Grade at Camp
2/1 - 2/2	7th Grade at Camp
19-Feb	Mid-Winter Recess Begins
9-Mar	Trimester 2 Ends
12-Mar	Trimester 3 Begins
30-Mar	No School - Good Friday
2-Apr	Spring Recess Begins
28-May	No School - Memorial Day Observed
6/25 - 6/26	Whole School at Camp
27-Jun	Summer Recess Begins

Currently - 184 for seventh
186 for sixth